



# MONTHLY NEWSLETTER

JANUARY 2025



Hello fellow quilters. I hope you all had a wonderful holiday break in whatever way you choose to celebrate. In my case, there's nothing like three young grandchildren running around at Christmas to bring joy to the season. As you may recall, our 5 year old grandson and his dad live with us and we were all exceedingly happy to get him back to kindergarten after two weeks at home (the 5 year old included)!

I hope you've been able to get back to some quilting. I know when I can't get into my sewing room for a while I really miss it. According to a quote on Quilt Index, *"Quilts exemplify positive images of comfort, evidence of friendship, love, admiration, gratitude, history and family."* For me, it is not only my happy place, I find it very therapeutic. I think one of my base needs to help fulfill my life is creativity and it certainly gives me an outlet. What does quilting mean to you?

Our AGM is fast approaching and I ask you to seriously consider standing for one of the open executive positions.

Please don't feel like you're unqualified or haven't been in the Guild long enough. This is a wonderful opportunity to get to know so many people in the Guild as well as gaining an understanding how it all works.

We need you!

Diane L, President

## JANUARY DATES

### Saturday, January 25th:

9:45am Extravaganza  
Gleneagles Golf Course, West Vancouver

### Wednesday, January 28th:

2 - 4pm Zoom Sewcial  
7:00-9pm Monthly Guild meeting via Zoom  
St Andrew's & St Stephen's Church, Chesterfield  
Avenue, North Vancouver

## WHAT'S INSIDE...

Exec. Vacancies...	<a href="#">Page 2</a>
Membership.....	<a href="#">Page 4</a>
Programs.....	<a href="#">Page 5</a>
Extravaganza.....	<a href="#">Page 7</a>
Hospitality.....	<a href="#">Page 8</a>
Communications...	<a href="#">Page 8</a>
Community Quilts..	<a href="#">Page 9</a>
Library .....	<a href="#">Page 10</a>
Workshops.....	<a href="#">Page 10</a>
COPS.....	<a href="#">Page 11</a>
Members at Large.	<a href="#">Page 11</a>
What's On.....	<a href="#">Page 11</a>
Free.....	<a href="#">Page 12</a>

# EXECUTIVE VACANCIES

The following positions are up for election at the February 2025 Annual General Meeting. Each position is for a two-year term. As you will see, with two of the positions, the current incumbent is willing to stand again unless someone else wishes to take a turn.

Currently, the Membership Coordinator acts as CQA rep but this doesn't necessarily need to be the case.

## **PRESIDENT**

- Manages the Guild
- Prepares agendas for, and chairs, Guild and Directors' meetings
- Receives communications from members and the public
- Prepares a report for each Newsletter
- Ensures that each member of the board has an updated Calendar of Executive Tasks and is familiar with their responsibilities.

## **MEMBERSHIP COORDINATOR**

- Welcomes members and guests as they arrive at each Guild meeting
- Runs a member's door prize draw for each Guild meeting
- Collects member dues and submits these to the Treasurer
- Maintains the membership list
- Provides information to new members

## **MEMBER-at-LARGE (one of two positions)**

- Arranges for two members to act as greeters at the door at each Guild meeting
- Assist other Directors as required
- Sends cards to members who are ill, have suffered a loss, had a baby, or are celebrating a special occasion
- Coordinates the presentation of quilts at Show and Tell and encourage dialogue with presenters, thereby having them share their experience with other members
- Conducts the sale and accounting of 50/50 tickets
- Applies for a Gaming Licence annually for the 50/50 draw
- Arranges a token of recognition for outgoing Directors upon completion of their elected term

## EXECUTIVE VACANCIES (cont.)

### **LIBRARIAN**

- Maintains the Guild's library of books, magazines and other items for loan to members at meetings
- Records loans and returns, and tracks missing materials
- Maintains an up-to-date list of Library contents
- Purchases new material according to wishes of members and the confines of budgeted resources
- Inventories the library yearly and culls books that are not being used by members so as to keep the library current
- Prepares a report of duties and activities to pass on to the succeeding Librarian

### **WORKSHOP COORDINATOR** (Karen Munro is willing to stand for another term)

- Arranges workshop instructors, venues and schedules
- Announces workshops to members
- Collects workshop fees, reconciles fees and expenses and submits these to Treasurer
- Organizes the annual Extravaganza in January

### **SECRETARY** (Sheila Ross willing to stand for a further term)

- Keeps minutes of Annual General and Directors' meetings
- Takes minutes of the monthly Executive meetings
- Arranges premises agreement with venue (i.e currently St. Andrew's & St Stephen's United Church)
- Prepares correspondence and notices as requested by the Directors
- Updates list of Executive members for Canada Revenue Agency annually
- Updates list of Executive members for the BC Societies Registry annually
- Books a venue for Guild meetings

# MEMBERSHIP

We currently have 128 members.

There were 73 members at the November meeting with 3 guests. Design boards were made by Tanith and were won by Andrea, Margo, and Ellie. More great prizes were also given to those lucky members who won during the meeting.

Remember – the best advertising we can do for the Guild is through our members – bring your friends or family or neighbours to any Guild meeting. It's free to join us as a guest!

Door Prize Donations: If you have 3 small homemade items that could be donated for the monthly door prizes, please let me know, or bring them to the next Guild meeting. It is most appreciated and keeps our Guild meeting costs down a bit!

Membership Sign-in Desk: please sign in at the desk in the front lobby upon your arrival. This reduces the traffic a bit – just remember to sign-in, if you come in the back entrance.

**MEMBERSHIP RENEWALS!** Membership renewal for 2025/26 has started and will run until February 28, 2025. The Guild membership fees will remain the same as last year at \$85.00. Please complete the [online form here](#). If you have any challenges with the online form, please contact Patricia at [Membership](#).

Membership Renewals can also be done on the [Guild website here](#).

Happy 2025. May you have a healthy and great New Year!

**Patricia H, Membership Coordinator**

## PROGRAMS

Happy New Year everyone! After the busy Holiday Season, I hope this month finds you having some relaxing time at your sewing machine and maybe working on a fun new project or getting back to some UFO's that need finishing.

Speaking of that, don't forget to join the UFO Challenge! Sign-up sheets will be available at the Program table at every guild meeting, you can email me directly if you can't attend a meeting.

This month we are pleased to welcome back Catherine Nicolls. She will be presenting her interesting and informative pattern series "For The Birds". We will benefit from her vast knowledge of design and inspiration, and learn the basics of her fabric selection and piecing process.

Although she doesn't have an active website at this time, please view her posts on Instagram @ravensthread. Catherine describes her lecture as follows:

*"Who doesn't love Chickadees or Puffins? And the more dramatic Raven, Heron and Barn Owl? They are some of my favourite birds and I will share my process of taking images of birds to a finished wallhanging."*

*You will hear all about my design process and how the artistic principle of reflected light can (and should!) be used in textile. How I create a pattern from images and a few techniques I use to transfer that pattern. How to make the best use of patterned fabrics and colours for feathers and a few tricks to cutting intricate pieces.*



*I will describe my method of appliqué that makes the most of "reflected light" and how to quilt and perfectly finish your work."*

## PROGRAMS continued


As for the next several months, we have some super Program events planned.

At the February AGM meeting we are happy to host Jill Schuler of The Stitchery Studio. I'm sure many of you have already visited her fabulous store in Port Moody, or bought some lovely Liberty fabrics from her booth at our Quilt Show last June. Jill's presentation will feature some of her favourite products, notions, and patterns. She will also bring a Pop-Up shop, so we'll make sure to have lots of time to shop as well as listen!! Visit her website at [thestitcherystudio.ca](http://thestitcherystudio.ca)

Our March meeting plan is still in the works, but we are focused on featuring some of our talented members. More to come on that in next month's Newsletter.

Our April meeting will feature Colleen McKinnon from Penny Rugs and More. She will present her fabulous and famous Wool Penny Rugs, and will have dye cut "penny" wool pieces and patterns available for sale.

View her blog at [www.pennyrugsandmore.blogspot.com](http://www.pennyrugsandmore.blogspot.com)



A Guild favourite, Members Teaching Members" will be featured in May. If you have a Quilting/Fabric Art talent that you would love to share, please get in touch with me! We'll finish off our Winter/Spring season with the ever-popular "June Social" Looking forward to seeing everyone on Zoom this month.

If you have any comments or questions or suggestions for Programs, please feel free to contact me any time.

Carol C, Program Coordinator

# 2025 EXTRAVAGANZA

**January 25, 2025, Gleneagles Golf Course**

**9:45am to 4:00pm (set up 9:00am to 9:45am)**

Registration is full, but there is room on a wait list.


Contact the Workshop Coordinator, if you are interested in taking a spot, or being added to the waitlist for any last minute cancellations.

The group project, should you wish to do it, is All About Repetition

Using one block for your project gives you the chance to get better at tricky bits (like triangles that have three sharp points instead of one that the cat nipped, or squares that match at the seams) while playing with colour and overall design.

## Patterns

- o 9 patch
- o Snowball
- o Hour glass (quarter square triangles)
- o Flying geese
- o Pinwheel
- o Bowtie
- o Drunkard's Path (that one is for more advanced quilters)



We have provided directions for 6 inch blocks (finished size), so you can easily figure out how many blocks you need for a table runner, baby quilt, lap quilt, or larger.

We recommend using low volume fabrics (creams, whites, pale grey) and brights – feel free to covet thy neighbour's stash (if agreeable)

PHOTOS – please send Karen photos of your quilts made with one block and we will make a slide show.



## HOSPITALITY



The team get a well-deserved rest this month but will be back in February.

**Renee and Marsha**

## CQA



The Guild is a member of the Canadian Quilters Association.

The next CQA Show will be in Toronto on June 18-21, 2025.

Check out the [CQA website](#) for more information on seminars, and everything quilting across Canada!



## COMMUNICATIONS

### IDEAS!

The Executive always welcomes ideas and suggestions from our members. This is YOUR Guild and the Executive is here to listen to what our members think the Guild should be providing and how we organise ourselves.



If you have any larger scale ideas, we suggest you do a little background work. Perhaps talk with other members to clarify your thoughts and explore what it would involve to adopt the idea. How do you see it working? How will it benefit our members? Send your ideas to [Communications](#) and the Executive will review it at the next Executive meeting. Responses to ideas will be published here in the Newsletter.

**Tanith, Communications Coordinator**



## COMMUNITY QUILTS

Our quilt deliveries at the end of November were really well received!!

LHG Evergreen House – 9

Hospice – 5

Chemo Clinic – 6

Hope Centre – 4

Dogwood Shop - 4

Kiwanis – Berkley Care Centre – 9

Cedar View Lodge - 7

Turning Point Recovery for Women - 4

Turning Point Recovery for Men – 4

Family Services – 19 (many children's quilts)

Thank you to every one who made one of these beautiful quilts – they mean so much to each person who receives one.

Since the January meeting is on Zoom there will not be an opportunity for cutting battings or backings at the church in the afternoon. We will do this in February.

If you have an urgent need, please email either Brenda or Linda and we will try to handle your request.

For batting give your quilt top dimensions and whether you will machine/hand quilt yourself or be using a long-arm machine (more batting is needed for the latter).

For backings give the dimensions as above and email a picture so we have an idea of what backing fabric would be suitable.


We look forward to seeing the wonderful quilts that will be donated this year.

## LIBRARY

Hopefully you made beautiful things and have those library books tucked into a safe spot ready to return them at our February 25th meeting. All books are due then, so I'll be a busy beaver checking them all in. Please just leave them in the box on the table.

If for some reason you can't attend the February meeting please send your books with a friend, or let me know by [emailing me](#), and we'll figure it out.


We have three shiny new books this month! Two were recommended by members, and one I picked up at a quilt shop going out of business sale I went to (for US\$6!, gotta love that.)



Patchwork Luxe by  
Julie McLeod



Make it Christmas  
With 3-yard Quilts  
Donna Robertson &  
Fran Morgan



Bojagi  
The Art of Korean Textiles  
Youngmin Lee

Happy Quilting!

**Carolann F - Librarian**

## WORKSHOPS

### IDEAS PLEASE

Let Karen and Carole know what kind of workshops you would like – Machine quilting? Modern? Traditional? Improv? Art quilt techniques? Also, please recommend any teachers you have enjoyed.

### SLOW STITCHING

Slow stitching get togethers will begin again in February, when we go back to Guild meetings in person. All welcome, or just drop in and see what we are up to.

More details to come next month, for our plans for workshops in the Spring.

Karen M, Workshop Coordinator

## COPS



A reminder that the February COPS is on February 8th will be held on Zoom. There is no fee to pay, but registration is required.

Visit the [COPS page](#) on our website for more information and sign-up.

Also, Carolann has kindly to agree to host a Sewcial Zoom session in the afternoon of our January meeting, from 2-4:00pm. Registration is not required. The Zoom link will be the same as the evening meeting, and we will email this to everyone nearer the time.

**Penny N, COPS Coordinator**

## MEMBERS AT LARGE



Do you know a member who is in need of a hug, a kind word, or a happy card? Please let us know and we will reach out to them on behalf of the Guild.

**Contact Sarah G & Anne O'B** [email us here](#)

## WHAT'S ON?



The George Mackie Library in North Delta is hosting a pop-up exhibition by the Fraser Quilters Guild on February 15th. This will include quilts and demonstrations by Guild members. Visit the [library website](#) for more details.

The Guild has also announced that their 2025 show will be held on May 16-17th. Visit [their website](#) for more details.

## FREE TO A GOOD HOME



This beautiful Antique Roll Top Desk is looking for a new home! Size: 148cm(58")W X 130cm(130")H X 87cm(34")D

Constructed c1910, it was purchased by our family in the 1970's, and is in excellent condition. We are happy to give it away to someone who can enjoy it as much as we have.

Please contact me at [Programs](#), if you are interested.

Carol C



Barbara B is clearing out her sewing room in anticipation of a big move, and would like to offer this John Flynn multi-frame quilting system (machine not included) to anyone who is interested.

The system allows you to source rollers (not included) which, when connected together by the items in the kit, serve as a sort of self-built free-motion quilting frame. More details of the system can be found at [www.flynnquilt.com](http://www.flynnquilt.com). Details of new-in-the-box kit that Barbara is offering is [here](#). If you need to understand how this works, there's a good Youtube video [here](#).

If you would like this kit, or want more details, contact [Communications](#) and I'll will put you in touch with Barbara.