

# LIONS GATE QUILTERS GUILD

## MONTHLY NEWSLETTER

APRIL 2024



### PRESIDENTS MESSAGE

It was wonderful to see so many of you at our March in-person meeting last month.

The energy in the room was great. It's obvious we missed each other! There's nothing quite like having a group of friends who share our passion for quilting.

I read a quote recently that said "Our love of sewing is our common thread." (All People Quilt.com). Isn't that so true.

I hope many of you are completing, or have already completed, your quilt show entries.

I'm not quite finished mine but getting close. Hard to believe the show is only two months away.

Have a lovely April and I hope to see all of you at the meeting on the 23rd .

**Diane L - President**

### WHAT'S INSIDE...

Show News..... [Page 2-4](#)

- Hanging..... [Page 2](#)
- Volunteers... [Page 3](#)
- Boutique..... [Page 4](#)
- Raffle Quilt... [Page 4](#)

Programs..... [Page 5](#)

Hospitality..... [Page 5](#)

Workshops..... [Page 6](#)


Membership..... [Page 7](#)

Library..... [Page 8](#)

Communications... [Page 9](#)

Members at Large. [Page 9](#)

Notices/Ads ..... [Page 9](#)



### April Dates

#### April 20

10 - 4pm Cutting Garden Workshop - Krista Hennebury  
Highlands Church, Edgemont, North Vancouver

#### April 23

2 - 4pm Slow Stitch/Sewcial  
7.30-9pm Monthly Guild meeting  
Featuring "Members-Teaching-Members"  
St Andrew's & St Stephen's Church,  
Chesterfield Avenue, North Vancouver

# ALBUM OF QUILTS NEWS

**Only 59 days until our show opens!**

## QUILT REGISTRATION

Congratulations! We did it. We have 230 Quilts registered for our show. If you need to make any changes, or realize that you need to "pull" your quilt from the show, let us know so that we can adjust the layout. Do not feel badly if you must remove your quilt from the show. Life happens. To make changes please email [registration@lionsgatequiltersguild.com](mailto:registration@lionsgatequiltersguild.com) The online form is no longer live.

The photos of the quilts registered for the show are fabulous. We look forward to enjoying them all in-person in June. It will be a great showing of the work of our Guild. We have a great variety of quilts, and quilting techniques.



## HANGING

Please make sure to have the correct sleeve attached to the top of your quilt back. Refer to the guild website for information and instructions.

All quilts 48" and under must have their own dowels.

Carol Chernov will be at the April meeting (both the afternoon Slow Stitch session and the evening Guild meeting) with Screw Eyes for your dowels, if you need them, and also to demonstrate or answer questions about bindings and sleeves.

For those providing their own dowels, please attach a small ribbon with a pin to one edge of your sleeve and tie it in to the screw eye. This ensures your dowel will stay with your quilt. Please contact [Carol](#) with any questions about hanging your quilts.

## SAVE THE DATE CARD

Additional copies of the 'Save the Date Card' will be available at the April Meeting.



Lions Gate Quilters Guild Quilt Show 2024  
June 14 & 15, 2024

# ALBUM OF QUILTS NEWS

## VOLUNTEERS

First of all, a big thank you to everyone who has filled out the [Volunteer Registration form](#) so far. Our show is successful in large part to its volunteers, who set up and take down the show, take admissions at the door, keep guests refreshed, answer questions, keep our quilts secure, and more.



To date, we have just over 40 members who have volunteered, but we need more. On each day of the show, we need between **18 and 22 volunteers for each of the four shifts** (a total of 75 volunteer spots per day). Quilt drop off, set up and take down require an **additional 67 volunteers**.

If you were at the March meeting, you heard Carol Chernov talk about how much fun it is to volunteer. There is an infectious air of excitement that hovers around the show, when the gallery is filled with the buzz of guests as they take in the skill and artistry exhibited by our talented guild.

As an additional incentive, your name will be entered into a volunteer prize drawing for each 2-hour shift that you work. Your volunteer shift also gets you into the show for free on that day (which means you can give one of your tickets to someone else, so they can enjoy the show).

The last day to provide your preferences is at the April meeting (April 23), but we'd love it if you signed up today. Using our online form makes it easy: <https://forms.gle/voiX1qhdqCXb9wfN8>. Or, you can fill in a paper form at the meeting. The more flexibility you provide (especially on quilt show days), the easier it is for us to find a spot or two for you. We'll let you know by the May 28 meeting which shifts you'll be working.

## PRE-SHOW VOLUNTEERS

Do you have a few hours in the one of the next few months to go to other guilds, community clubs, etc. together with the Raffle Quilt and Raffle Quilt tickets?

There will be two of us at each event to sell the Raffle tickets, answer questions about the Quilt Show and, just as important, to give information on Membership in this phenomenal Guild!

Please contact [Patricia](#) if you can help support this.

## ADMISSION TICKETS

Each member in good standing will receive **2 free admission tickets** to the Quilt Show and these will be available for pickup at the upcoming Guild Meetings – April & May.

For those not able to attend they will be mailed to you. Pick up your envelope and initial for receipt at the 'Membership' sign-in table in the lobby. Great gift to friends or family!

# ALBUM OF QUILTS NEWS

## BOUTIQUE

We hope you are all busy making lovely things to sell in our show boutique! We will have a limited number of printed inventory sheets (for anyone who is unable to print their own) at the April meeting. The inventory sheets and boutique guidelines explaining how to prepare your items can be found on the [website here](#).

All boutique items must be individually priced and listed on inventory sheets. Please deliver your items and any labelled display racks/containers/baskets to the Cap U Sportsplex during quilt drop off. Collect all unsold items during the quilt pick up window, or arrange a friend to do so. We can't bring your unsold items home with us!



Cheques for sales (minus 10% commission to the Guild) will be available for pick up at the June meeting. If you can't make the June meeting, outstanding cheques will be mailed to the address on your inventory sheet the next day.

We like to create an inviting display and need some props. If anyone has a quilt rack, vintage wooden clothes drying rack, wooden wine crates, large baskets, or any other display items you're willing to loan, please label them with your name and bring along to quilt drop off.

## RAFFLE QUILT



Photo credit: Bryan Gidinski

Thank you to members who bought Raffle Tickets at our March Meeting! 65 books of tickets have already been purchased. So that leaves 180 books still to be sold!

As we did last year, we're offering 2 prize incentives... 1st Prize to the member who sells the most books of tickets! The second prize will be a draw, at the June 24 meeting, for members who sell 2 or more books of tickets.

With 10 tickets in a book, at \$2.00 each, we're asking members to purchase 1 or more books, for \$20.00. You can then sell them on to your family or friends, or keep them for yourself. Return the completed stubs to the Raffle Quilt Coordinator. Your book of Tickets can be paid for by cash, cheque, or E transfer.

Last year over 130 quilts were provided to various organisations on the North Shore, such as the Hospice; Hope Centre; Oncology Clinic; Turning Point Recovery Centres for Men and Women; Family Services and several NS lodges.

There is a picture of the quilt and details about its construction on our [website](#).

Thank you for supporting the Community Quilts program through our Quilt Raffle.



## PROGRAMS

I am so happy to be the Guild's new Program Co-ordinator. Thank you so much to Leslie C and her team (Suzanne, Helen and Connie) for providing great programs at our meetings over the past several years.

Your new Program Committee hopes to continue to offer a variety of fun and interesting topics at our future guild meetings... whether they are in-person or on Zoom.

At the March meeting, the UFO Program was completed and I am happy to report we had 70 UFO's entered, with 3 prizes of \$46 each drawn at the March meeting.



*Banana Grass*  
by Battina Matzkuhn

This is a popular event, and we plan to continue it in our 2024/25 season. It's a really terrific way for all of us procrastinators out there who need a little push to get our projects finished! Also, I hope everyone got a little Retail Therapy at Carola's Pop-Up shop, and maybe some inspiration for future projects gleaned from her informative and entertaining talk....many thanks to Carola!!

Our April Guild meeting features "Members Teaching Members", where we will have short demonstrations of diverse projects and talents. Note: If you have an idea for a project to teach... about 10-15 minutes... we would love to have you join in. Please [contact me](#) to let me know.

Our May Guild meeting features Bettina Matzkuhn who will be speaking about her life as a Contemporary Fibre Artist in Vancouver. We encourage you to visit her website and get a glimpse of her talents <http://www.bettinamatzkuhn.ca>

The June Guild meeting, our last before summer break, will be a Member Social and Quilt Show Follow-Up. This is a chance for us to share our Quilt Show experiences, chat with other members, take extra time to browse the Library and borrow books for summer projects.

Stay tuned in future Newsletters to find out what we will have in store for the Fall!

**Carol C - Program Coordinator**

## HOSPITALITY



Thank you to all of those who brought treats to our last meeting.

Just a reminder that if your birthday falls in April (or one of the months we don't meet in person), please bring a plate of treats to our upcoming April meeting to be shared at break time. The volunteers in the kitchen very much appreciate your help, and the treats are enjoyed by everyone.

Due to the high cost, and environmental impact of single use paper cups, please remember to bring your own cup/mug.

Thanks again. See you at our April meeting!

**Dorothy, Lesley, Renee, and Marsha**

# WORKSHOPS

## IDEAS PLEASE

Please let Karen and Carole know what kind of workshops you would like – Machine quilting? Modern? Traditional? Improv? Art quilt techniques? Also, please recommend any teachers you have enjoyed.

## FALL WORKSHOPS

We will plan two fall workshops—details to be announced.

## SLOW STITCHING

Slow stitching get togethers will continue April 23, 2 to 4 pm at St. Andrew's and St. Steven's Church, the afternoon of the Guild meeting.

## UPCOMING WORKSHOPS

### Krista Hennebury's Cutting Garden

April 20 2024, Saturday at Highlands Church

There is one space in Krista's Cutting Garden workshop, which will include lots of fabric cutting, sewing curves, and precise cutting and sewing. There will be table runner and quilt options and she will bring her special cutting machine. Karen has the patterns if you want to get one before the workshop (\$10 each). There is room for 16 people. See the [registration form](#) on the website.



### Apliquik Workshops

June 10 and 12, 2024 at Highlands Church

Rosa from Apliquik will have a booth at our June Quilt Show and will offer two workshops on Monday and Wednesday before the show.



June 10 - Hawaiian applique using the Apliquik tools and method.

June 12 - Master Class in which you will learn to make any type of shape, either angles (open approximately 90 degrees to the most closed, so that the peaks of the perfect pieces remain), circles, hexagons, among others.

More details for both these classes are on the [Workshops page](#).



# MEMBERSHIP

There was an excellent turnout at the March Guild General Meeting – 85 members were in attendance, with 4 guests. We all definitely needed to be together in person for the first time since November.

A warm welcome to all of the **new** members who have joined us since March 1st. This brings our total membership to **119** members. I know there will be more new members between now and June and definitely that express an interest at the Quilt Show!

♦ **Alison T** ♦ **Karen W** ♦ **Kari H** ♦ **Hilary D** ♦ **Dani C** ♦ **Kate B**

A revised membership listing both by first and last name, was sent to all on April 2<sup>nd</sup>, except for Dani being added as a new member. REMEMBER please destroy any previous year's membership listings! A new item added to our membership listing is 'Instagram' names – check out the members who supplied their handle – some of us (like me) might put in quotes and photos and others put in their amazing quilting projects and information!

It should be noted that both Hilary and Dani came as a guest to the March General Meeting and joined as new members shortly after!

Hilary even brought her first quilt she has made to 'show and tell'.

**Remember** – the best advertising we can do for the Guild is through our members – bring your friends or family or neighbours to any Guild meeting. It's free to join us as a guest!

All members are on our general distribution lists and receive notices of meetings, newsletters, workshops etc. If you have any issues not getting any of these, [please let me know](#).



*Quilt by Hilary D*

At every in-person Guild meeting you will get a 'free' ticket for the chance to win one of 3 door prizes. A new twist is the gift certificate we are trying to get from our speakers or vendors, together with a hand-made item.


Many thanks again to Tanith for making the bunnies complete with chocolate 1<sup>st</sup> prize and \$25.00 gift certificate kindly donated by our guest speaker Carola of [Carola's Quilt Shop](#), which was won by Leslie R. Second & 3<sup>rd</sup> prizes of Dragonfly gift certificates were won by Sindy Z and Kathleen C.

Donations from any members of 3 similar homemade items would be most appreciated – a little something personal rather than my boring gift bags. Just bring them and leave them at the Membership sign-in desk for future door prizes.

**Membership Sign-in Desk:** Please sign in at the desk in the front foyer upon your arrival, where you can also buy your 50/50 tickets. This reduces the traffic a bit. Just remember, if you come in the back entrance to go to the front entrance to sign-in.

## LIBRARY

Shiny new books have arrived and are waiting for me to find the time to catalogue them! I have family coming to stay, am doing another BIG volunteer job (outside of the Guild) am running the Quilt Show, and doing work for the LGQG executive. So, I'm busy, but I'll get to it before our April meeting.



Here is what we have coming:

### **First Steps to Free Motion Quilting by Christina Cameli**

This book covers everything past sandwiching your quilt-including lots of designs and ideas for free motion patterns to try and small projects to try out your skills on before you tackle a big quilt. It even has a useful troubleshooting section at the back. This seems like a good book to borrow for a while and then buy your own copy! It's a great reference title.

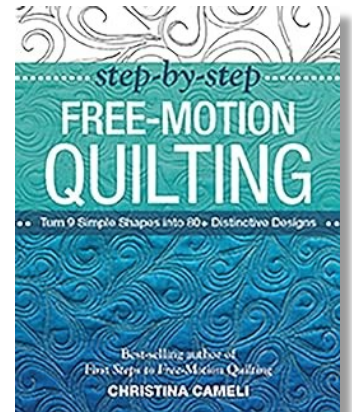
And because I bought that one...

### **Step by Step Free Motion Quilting by Christina Cameli**

In this book, you work from a set of nine simple shapes, such as circles, wavy lines, and loops, and she walks you through the basic elements via easy-to-doodle illustrations.

If you have books to return, as always, please just leave them in the return box at the meeting in April.

Happy Quilting!  
Carolann



## CQA



### **The Guild is a member of the Candian Quilters Association**

Check out the [CQA website](#) for more information on seminars, youth quilt challenges, Trend Tex submissions for the Quilt Canada show and more!.

## HELP WANTED

We're hoping to find an experienced graphic designer, who is happy to volunteer some time for a small, one-off project to redesign our logo. If you think you can help us with this, please contact Tanith [by email](#), or talk to her at the next meeting.




## COMMUNICATIONS

As part of our ongoing diligence in protecting our members data, we will no longer be publishing email addresses in the online Newsletter. If you click on a contact link in this Newsletter it will take you to the relevant "Contact Us" form on the Guild's website. If you prefer to email the person directly, a contact directory is included at the bottom of the email sent to members with this Newsletter link. Please feel free to [contact me](#), if you have any comments or suggestions on our Communications policies or formats.

**Tanith, Communications Coordinator**

## MEMBERS AT LARGE



Do you know a member who is in need of a hug, a kind word, or a happy card? Please let us know and we will reach out to them on behalf of the Guild.

**Contact Sarah Gibson & Anne O'Brien** [email us here](#)

## SPECIAL NOTICES




### 505 Basting Spray

Myra Frampton has purchased 24 large cans of 505 spray in the Dragonfly Quilting sale for \$21.40 (inc. tax) each. The regular retail price for these cans is \$38.95. The offer also included \$60 of gift cards for the Guild.

She will have the cans at the April meeting. She would prefer cash, though can take e-transfers. If you need some spray sooner, please contact her directly, via the Membership directory.

## MEMBERS ADS



### Trim-Lock Quilt Block Trimming Tool is now available in Canada.

The Trim-Lock quilt block trimming tool is the best tool for trimming half-square triangle, on-point or fussy cut blocks! Why? The grippy material on the bottom of the Trim-Lock tool holds the fabric as you turn the tool to cut each side. Trim-Lock sizes: 2", 2.5", 3", 3.5", 4", 4.5", 5", and 6.5". For pricing contact: Annilene Hayman @ **604-988-8221**  
**Email:** [annihmail@gmail.com](mailto:annihmail@gmail.com)