

# Lions Gate Quilters' Guild

# Newsletter

February 2020



## From our President

Hello all,

Happy February, month of snow (!) and rain and crocuses, snowdrops, and hellebores. Also the month of our Annual General Meeting. I am keeping this message short and sweet because our members at large, Shauna and Connie, have prepared an informative message about the elections for the executive. We had a great response from the membership for the vacant positions. At this time, our only vacancy is for Librarian. We all love our extensive library and hope someone comes forward soon.

It is such a pleasure seeing how things work in the Guild, and the things this great group of women are pulling together for programs, workshops, the Quilt Show, Community Quilts and the annual retreat. Like a well-oiled machine they are, but with a major creative streak to keep it lively. When issues come up, as they inevitably do, we are problem solvers, and find solutions that work. Sort of like solving the puzzle of a quilt.

Over the next few months, preparation for the quilt show will be the main topic during the business portions of our meetings. Please pitch in, selling raffle tickets and volunteering for quilt show duties (advance preparation tasks and during the show). Also, it is time to name the quilts, write a short story about them, take a photo and submit for the show. I'm sure there will be some last minute sewing, too.

Please read on through the newsletter for all the information you need about the AGM, Quilt Show, Community Quilts, and other Guild activities.

Yours in stitches,

**Karen Munro**  
**President**

**Election info and candidates**    **page 3**  
**Quilt Show info**    **page 10**  
**Boutique info**    **page 12**



---

*This newsletter is for the sole use of the members of the Lions Gate Quilters' Guild.  
Reproduction of any items, in whole or part, is strictly prohibited.*

---

## Winter 2020

### FEBRUARY

4th: Executive Meeting

8th: [COPS Day](#)

11th: Newsletter Deadline

25th: Monthly Guild Meeting

### MARCH

3rd: Executive Meeting

24th: Monthly Guild Meeting

28th: [COPS Day](#)

# Guild Calendar

**Next meeting: AGM next week!**

Tuesday, February 25th  
7.30 pm — 9.30 pm

**Next COPS Day March 28th**

*COME SEW!!*



[FULL DETAILS](#)

[email Marsha](#) to book your spot

# *Important Election Information*

## **Election Information from the President and Members-at-Large**

There are six executive positions up for election this year. Five women have indicated they are willing to take on the positions of Vice-President, Treasurer, Program Coordinator, Communications and Co-Member-at-Large.

Suzanne Patchell has volunteered to be part of the Program Committee. The guild still needs someone to be Librarian (maybe with a friend?) and a couple more volunteers to help on the Program Committee.

At the AGM on February 25 we will be calling for any further nominations from the floor for the positions of Vice-President, Treasurer, Program Coordinator, Librarian, Communications and Co-Member-at-Large. We would be happy to hold an election for any of the positions as needed.

The Lions Gate Quilters Guild is in existence because of contributions from its volunteers. The current executive asks members who have never volunteered, or who have not volunteered in quite a while, to step forward to help out with the operation of the guild. Being on the executive gives you the opportunity to make changes that will make our guild better for all our members going forward. Getting to know other guild members is also a benefit, especially helpful if you are new to the guild.

So, if you are interested in making positive change, ask a friend (or you can do it yourself) to put your name forward for one of the available positions. These positions can also successfully be shared, so talk this possibility over with a friend.

Members who have indicated they are willing to take on an executive position:

Judy Walkey for Vice-President

Linda Heese for Treasurer

Connie Blundy for Program Coordinator

MaryElise for Communications

Leslie Chatelain for Co-Member-at-Large

## *A little about those volunteering for the exec positions...*

### **About Leslie Chatelain, up for the position of Member-at-Large (currently VP)**

I have been a member since Jaycee House, not sure what year. I love all aspects of quilting but I think my favorite is the handwork. I love to do the complete quilt, start to finish. I am still working on my machine quilting!

I have held different positions on the executive over the years, secretary, programs, vice president. I am presently in charge of set-up and take down of the quilt show and on my 2nd show

I love the guild, the friends I have made and sharing such a passion!

Yes, I do have an addiction to fabric

I would love to serve on the executive, this time, member at large

### **About Judy Walkey, running for the VP position (former Secretary)**

I have been a member of Lions Gate Quilt Guild since the mid 90's. Previously I have served as Secretary and worked with both the workshop and Fall Retreat committees.

I have been quilting off and on for the past 45 years. I worked at the Cloth Shop on 10th and North

Vancouver retiring with a huge stash that never seems to get smaller. I have been spending time in both the traditional and modern quilt world in the past few years enjoying both. I am looking forward to working with the executive once again.

#### **From Linda Heese – for position of Treasurer**

I have been a member of the guild for over 15 years and have been involved in several areas of the guild but have not been on the executive. I enjoy photography, colours and fabrics so quilting is an interesting combination of interests although I am not a prolific quilter. I particularly like the Community Quilts aspect of our guild as I feel our quilts are a very important contribution to our community. In my career which included technical project management I dealt with financials as part of many projects so I think that I can learn what is needed to take on the role of Treasurer.

#### **About MaryElise Citton, for Communications**

My very first "real quilt" was a project for my Masters Degree six years ago. It was the only "creative" thing I could think of that could speak to 28 years of teaching. I picked it up more seriously 3 years ago on the advice of a cottage neighbour and friend back in Ontario. She said it would help my anxiety and depression. I have to say I was reluctant to believe her.

I sought out the various guilds on the North Shore to assist me in this wonderful craft and became an LGQG member last February.

My favorite part of the process is the search for a project that calls to me...I use pinterest, magazines, books, the guild's Show and Tell to inspire me.

My second favorite part of the process is watching it grow block by block.

Once the project is finished I feel like I've kind of lost a good friend....so I'm always looking for new friends...LOL

I like doing other projects in between, like zip pouches, and tote bags.

I have not been a quilter long enough to give my adoration to any particular fabric artist or line. I am drawn to bright colour combinations and challenging designs. My current collection of stash is mainly fat quarters I pick up during my travels or road trips. I don't usually buy yardage unless it's for a particular project.

I recently learned how to use my embroidery machine to quilt in the hoop and that has excited me.

My mother passed away in 2018 and I can honestly say that if I did not have this wonderful hobby in my life I don't think I could have climbed out of the darkness.

# Community Quilts

Hello Community of Quilters!

## Quilt sizes

Wee Baby: 16" x 20" or  
18" x 24"  
Baby: 36" x 40"  
Wheelchair: 36" x 40"  
Child/Lap: 42" x 54"  
Twin: 54" x 72"  
Sizes are also on our [webpage](#).

As we all know the Guild Show is coming soon and Community Quilts will have a larger display this year. We will need some additional quilts for display, so if you can help us out, please bring them to a meeting soon. We really want to showcase your talents, and let people know how we give back to the community.

Spring is well on its way and maybe you're doing some cleaning up... if you find yardage that you aren't using, community quilts would gladly accept it for use as backings for quilts. This helps keep our costs down, as the costs of fabric go up.

If you need batting or backing, please contact us, including the size/colour you need, and we will do our best. Pictures are worth 1000 words!

Thanks everyone,  
see you at the meeting!  
**Your CQ crew**

## IMPORTANT INFORMATION

**Because it's a quilt show year, it's been decided that we won't hold our regular Community Quilts Workshop this spring. But don't despair, you still have access to batting, backings and some supplies!**

**[Contact us if you need supplies](#)**

## North Shore Art Crawl



March Sat, 7th & Sun, 8th, 10am-5pm  
Reception March Fri, 6th 2020, 7 -9 pm



Susan Germain

Julie Rudd

Glynnis Brassil

Linda Sharp

629B East 8th Street, North Vancouver (laneway)

**Demo, Sunday afternoon, 1-3  
"Colour from Plant to Cloth", with Julie Rudd**

# S Please support our Sponsors

6

Always new. Always inspiring.  
Nightfall ~ from Art Gallery. Stunning!



## THE CLOTH SHOP

Granville Island

104~1551 Johnston Street Vancouver  
604.224.1325 Follow us on instagram at  
theclothshopvancouver

## EuroTech

*Sewing Machine Repair*

ALL DOMESTIC SEWING MACHINES & SERGERS  
FORMER ALBEE'S SEWING CENTRE TECHNICIAN

Factory trained by

**PFAFF BERNINA ELNA**  
**HUSQVARNA JANOME**

### Wei Hin Ng

Service Technician

t: 604.568.1238

w: [www.eurotechsewrepair.ca](http://www.eurotechsewrepair.ca)



\*Serving the Vancouver area since 1989\*

If you'd like to see your business in these  
pages, please contact [Communications](#).

[AD SIZES, RATES AND DEADLINES](#)



## MADE BY ME

SEWING STUDIO

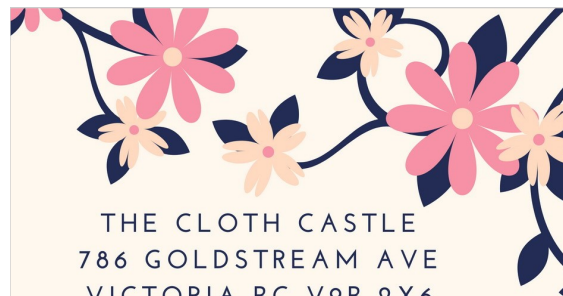
classes • parties • open studio

108 - 949 West 3rd Street  
North Vancouver BC V7P 3P7

604.971.0940  
info@madebyme.ca  
[www.madebyme.ca](http://www.madebyme.ca)



[www.canadiannationalfabric.com](http://www.canadiannationalfabric.com)



THE CLOTH CASTLE  
786 GOLDSTREAM AVE  
VICTORIA BC V9B 2X6  
250-478-2112

*Shop Online Now!*

[clothcastle.com/shop](http://clothcastle.com/shop)



# P rograms

## February Program

Hi Ladies,

It is with pleasure that we will be hosting Kevin Williams the owner of Dragonfly Quilting & Gifts from Cloverdale, BC., the home of Cantik Cottons & Batiks.

Keven is excited to be introducing Shania Sunga, a Canadian designer. The Trunk Show will encompass a journey of Cantik and Shania's designs.

Little Dragonfly pop-up shop will showcase Cantik with an incredible selection of fat quarters, 1 metre cuts of Cantiks, along with kits which will be shown during the Trunk Show. In addition, there will be fabrics which represent Dragonfly from suppliers such as 'In the Beginning fabrics', Maywood, and PB Textiles.

A bonus, any fabric or kits ordered before our Guild meeting from [dragonflyquiltingandgifts.com](http://dragonflyquiltingandgifts.com) can be brought on Tuesday, February 25<sup>th</sup>.

### *Neighbourhood Quilt a-long:*

We had a very nice selection of techniques used for the flower blocks, including a shattered pansy, yo-yo flowers, and some really cute and cheerful trapunto blooms. It is very enjoyable seeing the various different blocks that people are inspired to create!

Congratulations to the draw winner, Mary Elise Citton!!

The block for next month is: anything of your choice – does your neighbourhood have people? Pets? Fences? Churches? Road signs?

Whatever you would like to make. As always, you are limited to five entries for the draw, but you can display as many flocks as you like!

This will be the final block. Your quilt top, of whatever size is due in March.

The quilt top must include a tree, flower, and house blocks., plus at least one other design block for the Neighbourhood.

**Your Program Team**

**Becky West, Carol Piercy, Paulette Morton, Sharon Bovee**

**[Click here to see pictures from our January meeting](#)**

# M

## Meeting reminders

1. Complete your membership renewal form and bring to the AGM next week Tuesday
  2. Bring payments for the [upcoming workshops](#) if you'd like to register
  3. If you haven't yet... pick up a cute l'il guild pin at the membership table!
  4. Bring your mug
  5. Wear your nametag for a chance to win a door prize (or buy one for \$1 at the door)
  6. Bring a toonie (or more) for the 50/50 (half the pot goes to Community Quilts)
  7. IF YOUR BIRTHDAY IS THIS MONTH: please bring a baked good of some sort (or even fruit) or anyone who feels like baking and would like to contribute to the meeting we would be happy to accept donations (from Dorothy M).
  8. And last but not least - Bring a friend (or enemy – we're not picky!)
- 

# M

## embership

We had 85 members attend the Jan 28, 2020 guild meeting, with 7 guests attending. We had 30 members renew so far for 2020-2021 year at January's meeting.

The door prize winners were Penny Dyer and Ieke Giese, congratulations! Remember to sign in and wear your name tag if you would like to win a door prize. If you forget your name tag, there are some available at the membership table for \$1.00. Door prize donations are gratefully accepted, come see me at the membership table if you would like to donate.

Our next meeting is February 25, 2020. **The membership form is available on the website to print out.**

I will have blank forms at the membership table as well.

If your Birthday falls in February, please remember to bring a snack for break time!

[Please let me know if you have any questions or concerns.](#)

**Sherry Jonn**  
**Membership Coordinator**



# Workshops

9

From Krista Hennebury and Andrea Cowie, our Workshop Coordinators

## Borders, Bindings and Sleeves a FREE Workshop!

**Date:** Tuesday, February 25th 1:00 p.m.-3:00 p.m. (stay and sew until 5 p.m. if you like)

**Location:** St.Andrews & St. Stephens (same room as our guild meetings)

**Cost:** FREE

Krista Hennebury and Carol Piercy will be on hand for an informal demo-type workshop to help anyone who would like to finish their show quilts with fabulous, well-fit borders, mitered bindings, and sleeves to avoid the "sausage effect" along the top of your quilts.

[Email workshops](#) if you'd like to join us and need a supply list.

Only  
3 spots  
left!

## Improv Alphabet with Felicity Ronaghan

**Date:** Saturday, April 18th, 2020




**Location:** TBD in North Vancouver

**Time:** 10:00 a.m. - 4:00 p.m.

**Fee:** \$75 including class materials

Join Okanagan Modern Quilt Guild member Felicity Ronaghan (who comes to us from Naramata) to learn how to draft and sew your own wonky, improvisational alphabet (both upper and lower case letters) so you can say it with quilting!

Text quilts have a long history in activism, politics, inspiration, expressions of love and commemorations of births, marriages and other milestones. Maximum class size 15, so sign up early! If after the March guild meeting the workshop is not full, remaining spaces will be opened up to non-members.



# Quilt Show 2020

## From Colleen Bell, Quilt Show Coordinator

Less than 4 months to go, and things are really starting to happen. Membership renewals are this month, and the cost is \$80, which includes 3 tickets to the Quilt Show. These are yours to distribute as you like to family and friends.

Quilt registration is now available online, and at the February and March meetings. You don't have to register all your quilts at once, and you don't need to wait until the quilt is finished (unless that's your personal rule, like it is for me!) – what the folks planning the layout need is an accurate representation of the colours in your quilt (although an idea of the design is also helpful).

Be sure to check out our web page regularly; we're adding new information as it becomes available: <https://lionsgatequiltersguild.com/quilt-show/>

These are the updates from the Quilt Show Committee:

## Boutique

*Krista Hennebury*

Have you started making some fun things for the boutique yet? I will have a limited number of printed copies of the Boutique inventory sheets at the meeting. Please see the website for full Boutique instructions and a downloadable version of the inventory sheet.

## It's Time to Volunteer for the Quilt Show

*Carol Piercy*

Volunteer sign-up will be at the guild meetings in February and March, starting at 7 pm. Please look at the opportunities and decide what you'd like to do. The descriptions follow, and will also be posted on our website. New this year is a sit-down position in the community quilts area, for those who are unable to stand for extended periods of time.

As a guild member, you are expected to do a *minimum* of two shifts unless you really aren't able to – and especially so if you have a quilt hanging in the show! It's lots of fun and a great way to meet other guild members.

Assignment sheets will be handed out at the May meeting. If you can't make it to either the February or March meetings, you can email Carol Piercy ([piercyburge@shaw.ca](mailto:piercyburge@shaw.ca)) after the February meeting and let her know what/when you'd like to do. Committee heads do not have to sign up – you're there all day anyway!

If you have any questions about any of the positions, Carol and Sonia will be at the sign-up table at the guild meetings.

Thank you for helping to make our show a great success!

***Please keep scrolling to see all the different ways you can help!***

## ***Volunteer Opportunities***

### **During the Quilt Show**

Admissions .....Take and sell tickets, working in pairs

Boutique.....	Sit down positions Straighten goods on display, talk to shoppers, provide security; if you have entered items in the boutique, please work at least one
Café.....	Standing required Sell tickets for coffee, sandwiches and cookies; clear/clean tables, exchange tickets for food
Education .....	Talk to people visiting the education booth, provide security Mix of standing and sitting
Gallery .....	Provide security (1 sit down position at back exit of gallery); talk to people about what we do (1 sit down position in community quilts area); check handstamps, hand out gloves, answer questions, provide security (2 standing positions at front doors of gallery)
Raffle .....	Sell raffle tickets, working in pairs Sit down positions

**Friday, June 5 &  
Saturday, June 6**

*Shifts:*

8.50 am – 11.00 am  
10.55 am – 1.00 pm  
12.55 pm – 3.00 pm  
2.55 pm – 5.00 pm

### Before the Quilt Show

Quilt Drop Off.....	Wednesday, 5.30 pm – 8.00 pm Accept quilts, hand out receipts, move quilts to correct sorting area in gym
Set Up of Gym .....	Wednesday, 6.00 pm – 9.00 pm Set up the stands and curtains
Quilt Hanging.....	<b>NOTE:</b> You must be physically able to do this job Thursday, 9.00 am – some time in the afternoon Hang the quilts <b>NOTE:</b> Involves physical work and the ability to continuously climb up and down on a step stool – you must be physically able to do this job Thursday, 9.00 am – 11.00 am, 2 people (sit down position) Untangle hooks Thursday, 1.00 pm – 3.00 pm, 2 people (no stepstool needed) Pin quilt labels to curtains
Merchant Mall.....	Thursday 9.00 am – finished (all day), 1 person Help the Merchant Mall Coordinator set up tables for the merchants and facilitate the arrival of the merchants and their wares (1 person)
Lobby Set Up .....	Thursday 9.30 am – finished (probably a half day) Help the Lobby Coordinator to set up the stands, quilts, signs, tables and chairs in the lobby and guild info area
Café Set Up .....	Thursday 9.00 am – about 1.00 pm Help set up the café, make tea/coffee and set up goodies for the Thursday volunteer coffee break

**Wednesday, June 3**  
5.30 pm – 9.00 pm

**Thursday, June 4**  
9.00 am – end of day

### After the Quilt Show

Take Down.....	Saturday 4.55 pm – finished (usually 2 hours) Take down the quilts, place them in their bags, move them to the sorting area; take down curtains and stands, return all pieces to storage boxes Return lobby furniture to its pre-show positions <b>NOTE:</b> You must be physically able to do this job; husbands/partners/adult sons are welcome; mandatory organizational meeting at 4.55 with both the quilt hanging coordinator and the set up coordinator at the end of the hallway past the washrooms
Curtain Folding .....	Saturday 5.30 pm – 7.00 pm Fold curtains as they are removed from the stands (you do not do the removing)
Quilt Return .....	Saturday 5.30 pm – 7.00 pm Sort quilts for return, return them to their owners

**Saturday, June 6**  
4.55 pm – 7.00 pm

## Lions Gate Quilters Guild Album of Quilts 2020 Boutique Guidelines and Information

**Boutique Coordinator: Krista Hennebury**

**Krista.hennebury@shaw.ca or cell (778) 835-0243**

**\*\*WE ENCOURAGE MEMBERS WHO HAVE ITEMS FOR SALE  
TO VOLUNTEER IN THE BOUTIQUE DURING THE SHOW\*\***

### GUIDELINES

1. Only Lions Gate Quilters' Guild Members are eligible to enter items in the Boutique.
2. The Quilt Show Coordinator and Guild Executive will determine the eligibility of items for sale.
3. Due to health restrictions, food items CANNOT be accepted, including preserves.
4. Inventory sheets are available on the guild website, by email from the Boutique Coordinator, or in printed form at meetings in April and May only.
5. Items **WILL NOT** be accepted without a completed Inventory Sheet.
6. Each item for sale must be **listed individually** on the Inventory Sheet. Please use as many sheets as required. Price tags on each item must correspond to the inventory sheet, and be securely fastened with a safety pin (or removable sticker if more appropriate).
7. All price tags must include the following: Your full initials, inventory sheet number and item price ALL on one side of tag. Example: KDH-1 \$10
8. Prices must be in .50 cent increments. No price adjustments during the show.
9. The Lions Gate Quilters Guild retains 10% commission on all sales, including quilts sold in the show.
10. Goods will be looked after and special care taken, but LGQG cannot be responsible for damaged, lost or stolen articles. Please ensure you take only your personal unsold items at the close of the show. The guild volunteers will do their best to group your unsold items for you.

**BOUTIQUE CONTRIBUTORS WILL RECEIVE THEIR TOTAL RECEIPTS MINUS 10% AT THE JUNE 23<sup>rd</sup> GUILD MEETING. ALL UNCLAIMED CHEQUES WILL BE MAILED THE FOLLOWING DAY.**

#### **BOUTIQUE DROP OFF**

During quilt drop off ONLY

Wednesday, June 3<sup>th</sup>, 2020

6:00 p.m. – 7:30 p.m.

#### **PICK UP OF UNSOLD ITEMS**

During quilt pick up ONLY

Saturday, June 6<sup>th</sup>, 2020

6:00 p.m. – 7:00 p.m.



**Like us on**  
[Facebook](#)



**Follow us on**  
**Instagram**  
@lionsgatequilters



**Visit our**  
[website](#)

Please email Newsletter items  
to [Communications](#).

Deadline: 2nd Tuesday of each month  
(except July, August and December)

### ADVERTISERS!

*If you'd like to see your business  
in these pages, please contact*  
[Communications](#).

#### *Rates:*

*\$20 per quarter page per insert  
\$40 per half page per insert  
\$90 business card size (all year)  
\$180 per quarter page (all year)*

*Booking deadline:  
First Tuesday of the month*

*Material deadline:  
Second Tuesday of the month*

**2019 Invoices will be  
emailed soon**

2019 Executive Positions	Name
President	Karen Munro
Vice-President	Leslie Chatelaine
Secretary	Karolina Karcz
Treasurer	Suzanne Forshaw (Sue)
Program Committee	Sharon Bovee
	Carol Piercy
	Becky West
	Paulette Morton
Communications/Newsletter	Penny Nelson
Librarian	Paula Bohan
Membership	Sherry Jonn
Member at Large (1)	Connie Blundy
Member at Large (2)	Shauna Dennert
Workshop Coordinator	Krista Hennebury
Workshop Assistant	Andrea Cowie
Other Positions	Name
Community Quilts (Co-Pres.)	Brenda Sangster
Community Quilts (Co-Pres.)	Karen Marshall
COPS Day	Marsha MacKay
CQA Liaison	Margaret Duckham
Hospitality	Dorothy Mosely
Hospitality	Mona Morrison
Hospitality	Rose Moore
Quilt Show Coordinator 2020	Colleen Bell
Raffle Quilt 2020	Jane Ellis
Challenge Coordinator 2020	Barbara Beatty
Retreat	Leslie Rutledge
Webmaster	Jane Pannell
Instagram Administrator	Jane Pannell
Facebook Administrator	Dianne Ritter
Pillows for the Homeless	Myra Frampton
<b>Mailing Address</b> Lions Gate Quilters' Guild, PO Box 54194, Lonsdale West PO, North Vancouver, BC V7M 3L5  <b>Website</b> <a href="http://www.lionsgatequiltersguild.com">www.lionsgatequiltersguild.com</a>	<b>Executive Meetings</b> Tuesday after monthly meeting at 7.30 pm  <b>General Meetings</b> 4th Tuesday of each month at 7.30 pm St. Andrew's & St. Stephen's Church (except Jul, Aug, Dec)