

Lions Gate Quilters' Guild

Newsletter

January 2020



From our President

Happy New Year to all y'all (that is the plural of y'all). January is a bit like September...a time for new beginnings. But it is so much more enticing to start a new quilt project when the weather encourages us to stay home. And after Christmas, it is good to get a little me time with the sewing machine.

I started (and finished) a set of cushions for my son after a gentle reminder of how overdue they are (I won't embarrass myself by telling you how overdue, or that I struggled with the idea of zippers). I need to remember what a good friend YouTube can be. Some of you know what a wealth of information the internet is, from patterns to instructions to fabrics from around the world. But I still seem to use it as a last resort when it comes to instructions. If there are more luddites out there, maybe we can ask some tech-savvy members to give us some tips. Hmm, maybe a little hint in each newsletter? Just thinking.

It is time to think of the Quilt Show in June, both for volunteering and for presenting our quilts. Colleen and her team will be updating us regularly between now and June... it takes a lot to pull together the show, and most of us just see the tip of the iceberg. Soon we will be asked to register quilts, along with photos and dimensions. So if that quilt is still a vague idea, it is time to get cracking. I'm not sure what to submit this year, but will definitely include the animal quilt-along project from last year, which I just finished quilting. We have had some great workshops and speakers over the past two years, and I look forward to seeing some finished projects on show. And then there is the out of the box challenge, which Barb Beatty has organized again (coral and cool colours).

Our February Annual General Meeting is just around the corner (Feb. 25). There are six positions up for election – vice-president, treasurer, librarian, communications coordinator, programs coordinator, and one member at large. We are fortunate that Leslie (VP) and Connie (M@L) have volunteered for a second term, which leaves four positions open. Please seriously consider standing for one of these positions when the members at large phone you looking for volunteers. We have a lot of fun. There is support from the rest of the executive and from the outgoing executive, plus very well put together binders of instructions for each position. We meet once a month, the Tuesday after a guild meeting, and it is a good way to stay involved with and contribute ideas to the running of our guild. Plus, did I mention, we have a lot of fun.

We will take time later this year to formally thank the many people who volunteer, running the Quilt Show, making refreshments for our meetings, helping at meetings and workshops, keeping Community Quilts going, running the annual retreat, and so much more. We appreciate all that you do.

Karen Munro
President

QUILT SHOW INFO page 10
BOUTIQUE INFO page 12



*This newsletter is for the sole use of the members of the Lions Gate Quilters' Guild.
Reproduction of any items, in whole or part, is strictly prohibited.*

2 Guild Calendar

Winter 2020

JANUARY

7th: Executive Meeting

14th: Newsletter Deadline

25th: [Annual Extravaganza](#)

28th: Monthly Guild Meeting

FEBRUARY

4th: Executive Meeting

8th: [COPS Day](#)

11th: Newsletter Deadline

25th: Monthly Guild Meeting

Next meeting: next week!

Tuesday, January 28th
7.30 pm — 9.30 pm

COPS Day February 8th

COME SEW!!



[FULL DETAILS](#)

[email Marsha](#) to book your spot

Community Quilts

Happy New Year to all of you, I hope you had a great holiday!

In the spirit of giving we delivered 20 more quilts to the North Shore Neighbourhood House for their Daycare and Teen Mom programs. They were very pleased to receive them and will use the 15 baby quilts for play time at the daycare, and each one of the 5 twin sized quilts will go home with a teen mom.

IMPORTANT INFORMATION!

Because it's a quilt show year, it's been decided that
we won't hold our regular Community Quilts Workshop this spring.
But don't despair, you still have access to batting, backings and some supplies!

The guild has the use of the church on our meeting days, so we're planning on
having someone to be there from approximately
11:30 to 3pm before January's meeting.

So come early, pick up some batting and feel free to use the workspace (you must bring ALL your own equipment, nothing will be supplied). The big tables are a great workspace! You can also email us ahead of time if you require batting. We will have some backings as well, if you can send a quick picture of your top, or the colour you're looking for, we'll do our best to bring a few options.

It's our goal to transition to providing only batting and backings for Community Quilts. Many of the fantastic quilts we are getting are made from someone's stash and we love that. We'll talk more about it at the meeting, and we'll have a call out for volunteers to be at the church early on meeting days for the next few months.

Karen, Brenda, Linda and Mona
Community Quilts

Quilt sizes

Wee Baby:	16" x 20" or 18" x 24"
Baby:	36" x 40"
Wheelchair:	36" x 40"
Child/Lap:	42" x 54"
Twin:	54" x 72"

Sizes are also on our [webpage](#).

S Please support our Sponsors

4

Always new. Always inspiring.
Nightfall ~ from Art Gallery. Stunning!



THE CLOTH SHOP

Granville Island

104~1551 Johnston Street Vancouver
604.224.1325 Follow us on instagram at
theclothshopvancouver

EuroTech
Sewing Machine Repair

ALL DOMESTIC SEWING MACHINES & SERGERS
FORMER ALBEE'S SEWING CENTRE TECHNICIAN

Factory trained by

**PFAFF BERNINA ELNA
HUSQVARNA JANOME**

Wei Hin Ng

Service Technician

t: 604.568.1238

w: www.eurotechsewrepair.ca



Serving the Vancouver area since 1989

If you'd like to see your business in these
pages, please contact [Communications](#).

[AD SIZES, RATES AND DEADLINES](#)



MADE BY ME
SEWING STUDIO

classes • parties • open studio

108 - 949 West 3rd Street
North Vancouver BC V7P 3P7

604.971.0940
info@madebyme.ca
www.madebyme.ca



www.canadiannationalfabric.com



THE CLOTH CASTLE
786 GOLDSTREAM AVE
VICTORIA BC V9B 2X6
250-478-2112

Shop Online Now!

clothcastle.com/shop

P rograms

January Program

WOW, our November Social was a fun event! We enjoyed 54 of our Guild Members participating in the gift exchange and game playing. There were also lots of lovely tree blocks for the Neighbourhood Quilt a-long. Congratulations to Betty Clarke who won the draw!

Next up for our January meeting, the theme will be 'FLOWERS'. Same rules: any flower, any size, but needs to be a flower.

We are excited to share with you two of our very long time members of the Guild as they present their quilting journey. As we know every quilter has a unique beginning.

Paula Wohlgemuth

Paula was introduced to the sewing machine at an early age and made clothing – mainly from necessity. In 1990 she satisfied a long-time dream and took a quilting class. Following the class, she joined the Lions Gate Quilters Guild. Over the years she has served on the Guild's Executive and Committees, participated in the Quilt Shows, taken and taught classes, and made many friends. She enjoys gardening, golfing, travel and skiing, but quilting is her first love. Paula considers herself to be a 'traditional' quilter, but certainly admires and appreciates all aspects of "cutting up fabric and sewing it back together"!

Dianne Ritter

Dianne began quilting in 1998 and 22 years later, is still happiest when she is in her studio! Hanging out with her grandson being the exception to that rule, "nothing is more joy producing than that!" She flexes her creative muscles by designing quilts on EQ8 and gets great pleasure from sharing her designs as projects with her Stitch group, Foreshore Quilters and our Guild. Dianne has been a staunch supporter of our Guild in many roles, including Fall seminar team, her inception of COPS, many positions on the Executive, and Quilt Show Co-ordinator. Dianne stated, "being raised on a farm, the closest she came to a quilt was the pattern of a newly mowed hay field"!

Please join us and welcome Paula and Dianne for an inspiring evening.

Your Program Team

Becky West, Carol Piercy, Paulette Morton, Sharon Bovee

Click here to see pictures
from our November meeting!



Important Election Information

On the following page, we're including job descriptions for the board positions that will become vacant in February as terms end. If you have questions about any of the roles, please feel free to contact the current incumbents. All are on the Members' Contact List, or can be emailed via the [website](#).

We need YOU! February 2020 Elections

Elections will be held at February's AGM, and we still have vacancies in 2 vital positions: Librarian and Programs. Six of the executive positions are up for re-election this year for 2-year terms, March 2020 to March 2022, and 4 of them have been filled.

Program Coordinator

- a. to arrange a program for each General Meeting.
- b. to consult and liaise with the Workshop Coordinator.
- c. to prepare a report of duties and activities to pass on to the succeeding Program Coordinator.

Librarian

- a. to maintain the Guild's library of books, videos, DVDs, templates and miscellaneous publications for loan to members at meetings
- b. to record loans and returns, collect fines, and track missing materials
- c. to maintain an up to date list of Library contents
- d. to purchase new material according to wishes of members and the confines of budgeted resources
- e. to inventory the library during the summer recess and cull books that are not being used by members so as to keep the library current
- f. to prepare a report of duties and activities to pass on to the succeeding Librarian

If you would like to run for one of these positions or to nominate someone, please email [Shauna Dennert](#) or [Connie Blundy](#). You can also call them; their telephone numbers are on the Membership Contact List.

Membership

We had 76 members attend the Nov 26, 2019 guild meeting, with one new member joining, welcome! Our guild now has a current total of 130 members.

The door prize winners were Krista Hennebury and Becky West, congratulations! Remember to sign in and wear your name tag if you would like to win a door prize. If you forget your name tag, there are some available at the membership table for \$1.00. Door prize donations are gratefully accepted, come see me at the membership table if you would like to donate.

If your Birthday falls in January, please remember to bring a snack for break time ☺

[Please let me know if you have any questions or concerns.](#)

Sherry Jonn
Membership Coordinator

**REMINDER: LOOK OUT FOR INFO ABOUT
RENEWING YOUR MEMBERSHIP NEXT MONTH!**

Workshops

7

From Krista Hennebury and Andrea Cowie, our Workshop Coordinators

New Workshops!

Borders, Bindings and Sleeves a FREE Workshop!

Date: Tuesday, February 25th 1:00 p.m.-3:00 p.m. (stay and sew until 5 p.m. if you like)

Location: St. Andrews & St. Stephens (same room as our guild meetings)

Cost: FREE

Krista Hennebury and Carol Piercy will be on hand for an informal demo-type workshop to help anyone who would like to finish their show quilts with fabulous, well-fit borders, mitered bindings, and sleeves to avoid the "sausage effect" along the top of your quilts.

Please sign up at the workshop table in January or email workshops. If there are fewer than 8 people interested, we will not run this workshop.

Improv Alphabet with Felicity Ronaghan




Date: Saturday, April 18th, 2020

Location: TBD in North Vancouver

Time: 10:00 a.m. - 4:00 p.m.

Fee: \$75 including class materials

Join Okanagan Modern Quilt Guild member Felicity Ronaghan (who comes to us from Naramata) to learn how to draft and sew your own wonky, improvisational alphabet (both upper and lower case letters) so you can say it with quilting! Text quilts have a long history in activism, politics, inspiration, expressions of love and commemorations of births, marriages and other milestones. Maximum class size 15, so sign up early! If after the March guild meeting the workshop is not full, remaining spaces will be opened up to non-members.



Workshops continued

January Extravaganza Reminder (FULL)

Location: St. Stephens Parish, 1360 E 24th Ave. (off Mountain Hwy).

Plenty of free parking in the lot.

Please don't forget your potluck contribution!

January 25th promises to be a super fun day! We have 45 guild members signed up to participate!

Everyone should've received an email in early December with your supply list and I sent a recent email with photographs of a few versions of the free project we'll demonstrate with those interested in making it.

Remember that you are welcome to come and sew on any project you like - this is a social fun day for getting to know your fellow guild members. Please email krista.hennebury@shaw.ca if you haven't received your supply list.

Date: January 25

Time: DOORS OPEN 9:30 a.m. - pack up 3:30 p.m.

***We have set-up volunteers in place. Please do not arrive early as it is difficult to set up such a large space with people moving about. We will open the doors for general entry at 9:30 sharp.**

NOTE: due to lack of interest, there will be no open sewing in the meeting room before this month's meeting on January 28th... but come join in the Community Quilts session instead (see pg 3 for details).

For sale by a member

As a reminder, each member may post one quilting-related classified ad per year (personal ads only, no businesses). Business advertising rates are on our [website](#).

I have a longarm, 3 foot demo machine frame that I'm looking to rehome. The carriage holds a domestic machine, which allows you to use your machine for free motion quilting on a frame. I'm attaching a couple of photos, and am happy to deliver and help with set up if needed. I'm asking \$100 OBO. I am reaching out to our guild before I post this for sale publicly. Interested? Contact [Shannon Morris](#) (contact details on Membership Contact List)



M^{eeting reminders}

1. Come and sew with Community Quilts in the hall before the meeting.
2. Bring payments for the [upcoming workshops](#) if you'd like to register
3. If you haven't yet... pick up a cute l'il guild pin at the membership table!
4. Bring your mug
5. Wear your nametag for a chance to win a door prize (or buy one for \$1 at the door)
6. Bring a toonie (or more) for the 50/50 (half the pot goes to Community Quilts)
7. IF YOUR BIRTHDAY IS THIS MONTH: please bring a baked good of some sort (or even fruit) or anyone who feels like baking and would like to contribute to the meeting we would be happy to accept donations (from Dorothy M).
8. And last but not least - Bring a friend (or enemy – we're not picky!)

Quilt Show 2020

Can you feel the excitement building? Your quilt show committee certainly feels it – we're hard at work making arrangements, getting the word out, and figuring out the smallest details. I'm grateful to the vast array of experience on this committee, as well as the experience of those who have come before us and given us a well-lit path to follow.

The quilt show is now less than 6 months away; I feel like I should have a countdown clock on every device I own.

You'll now find information about the show [on the guild web site](#): scroll down past the public information to see information specifically for members. This is where you'll find everything you need to know about getting ready for the show: registering your quilts, boutique instructions and inventory sheets, tutorials on binding, hanging sleeves and more, important dates, and anything else we think you might need to know.

Just a reminder that when you renew your membership (and you must be a member in good standing at the February and March meetings in order to display your quilts), you'll also be purchasing four tickets to the show. These are for you to distribute as you see fit... and it helps with advance funding for the show.

Quilt Show Registration Is Open!

You may register up to 4 quilts. Space for extra-large quilts is limited, so only a limited number will be hung. Please do not wait until the last minute to register your quilts – it makes us nervous. You do not need to register all your quilts at once. The quilt does not need to be finished to register your quilt.

We are registering quilts online again this time. [Click here to access the registration form](#) (note: if you can't access the form, please be patient – we're working on it).

You will be asked to give your email address – this is so that I can send you a receipt of your quilt registration. You may also see a pop-up window that asks you to identify which boxes contain an image – this is just to prove you are a human.

You need to be a member in good standing at the February meeting and again at the March meeting.

Registration will close on March 24th at the end of the meeting. Please ensure that you have filled in the form, submitted the photo and paid for the photo, if necessary, by the end of the meeting.

Boutique

This is an invitation to all **guild members** to start creating items for our Show Boutique. We are super proud of the beautiful items available for purchase in our popular boutique. I hear every show from customers who come early on the first day and hit the boutique before doing anything else at the show! There is a full explanation of Boutique instructions as well as inventory sheets

available on our guild website under the "SHOW" tab. Please read these instructions in full and if you have any questions, contact me krista.hennebury@shaw.ca. All boutique items and completed inventory sheets must be handed in at Cap U the same time as your show quilts (sorry, no exceptions). You may price your items however you wish, remembering that the guild retains 10% commission of your sales. All items for sale are to be finished, produced goods; out of respect for our vendors, no fabric packs, kits, surprise notion bags, thread or pre-cuts please.

From past experience, everything seems to sell well in our boutique, especially cute little pin cushions! Baby quilts under \$150 move well, as do small houseware items like napkin sets, microwave bowls, rope bowls and placemats. Last year we sold a few larger (twin or bigger) quilts out of the show and boutique at the \$500 or less mark. Knits for babies are popular, too.

There are a myriad of free tutorials online for patterns and Pinterest is a great source, too. Please respect copyright and if you are using a purchased pattern, check the fine print to see if you are allowed to sell items on a personal level. If you don't see any specific limitations on the pattern, it is always polite to email the designer and ask permission. Some will ask you to credit them by name/pattern name or company name on any labeling.

Happy sewing!

Colleen Bell
Quilt Show Coordinator

Lions Gate Quilters Guild Album of Quilts 2020 Boutique Guidelines and Information

Boutique Coordinator: Krista Hennebury

Krista.hennebury@shaw.ca or cell (778) 835-0243

****WE ENCOURAGE MEMBERS WHO HAVE ITEMS FOR SALE
TO VOLUNTEER IN THE BOUTIQUE DURING THE SHOW****

GUIDELINES

1. Only Lions Gate Quilters' Guild Members are eligible to enter items in the Boutique.
2. The Quilt Show Coordinator and Guild Executive will determine the eligibility of items for sale.
3. Due to health restrictions, food items CANNOT be accepted, including preserves.
4. Inventory sheets are available on the guild website, by email from the Boutique Coordinator, or in printed form at meetings in April and May only.
5. Items **WILL NOT** be accepted without a completed Inventory Sheet.
6. Each item for sale must be **listed individually** on the Inventory Sheet. Please use as many sheets as required. Price tags on each item must correspond to the inventory sheet, and be securely fastened with a safety pin (or removable sticker if more appropriate).
7. All price tags must include the following: Your full initials, inventory sheet number and item price ALL on one side of tag. Example: KDH-1 \$10
8. Prices must be in .50 cent increments. No price adjustments during the show.
9. The Lions Gate Quilters Guild retains 10% commission on all sales, including quilts sold in the show.
10. Goods will be looked after and special care taken, but LGQG cannot be responsible for damaged, lost or stolen articles. Please ensure you take only your personal unsold items at the close of the show. The guild volunteers will do their best to group your unsold items for you.

BOUTIQUE CONTRIBUTORS WILL RECEIVE THEIR TOTAL RECEIPTS MINUS 10% AT THE JUNE 23rd GUILD MEETING. ALL UNCLAIMED CHEQUES WILL BE MAILED THE FOLLOWING DAY.

BOUTIQUE DROP OFF

During quilt drop off ONLY

Wednesday, June 3th, 2020

6:00 p.m. – 7:30 p.m.

PICK UP OF UNSOLD ITEMS

During quilt pick up ONLY

Saturday, June 6th, 2020

6:00 p.m. – 7:00 p.m.



Like us on
[Facebook](#)



Follow us on
Instagram
@lionsgatequilters



Visit our
[website](#)

Please email Newsletter items
to [Communications](#).

Deadline: 2nd Tuesday of each month
(except July, August and December)

ADVERTISERS!

*If you'd like to see your business
in these pages, please contact*
[Communications](#).

Rates:

*\$20 per quarter page per insert
\$40 per half page per insert
\$90 business card size (all year)
\$180 per quarter page (all year)*

*Booking deadline:
First Tuesday of the month*

*Material deadline:
Second Tuesday of the month*

**2019 Invoices will be
emailed soon**

2019 Executive Positions	Name
President	Karen Munro
Vice-President	Leslie Chatelaine
Secretary	Karolina Karcz
Treasurer	Suzanne Forshaw (Sue)
Program Committee	Sharon Bovee
	Carol Piercy
	Becky West
	Paulette Morton
Communications/Newsletter	Penny Nelson
Librarian	Paula Bohan
Membership	Sherry Jonn
Member at Large (1)	Connie Blundy
Member at Large (2)	Shauna Dennert
Workshop Coordinator	Krista Hennebury
Workshop Assistant	Andrea Cowie
Other Positions	Name
Community Quilts (Co-Pres.)	Brenda Sangster
Community Quilts (Co-Pres.)	Karen Marshall
COPS Day	Marsha MacKay
CQA Liaison	Margaret Duckham
Hospitality	Dorothy Mosely
Hospitality	Mona Morrison
Hospitality	Rose Moore
Quilt Show Coordinator 2020	Colleen Bell
Raffle Quilt 2020	Jane Ellis
Challenge Coordinator 2020	Barbara Beatty
Retreat	Leslie Rutledge
Webmaster	Jane Pannell
Instagram Administrator	Jane Pannell
Facebook Administrator	Dianne Ritter
Pillows for the Homeless	Myra Frampton
<div> Mailing Address Lions Gate Quilters' Guild, PO Box 54194, Lonsdale West PO, North Vancouver, BC V7M 3L5 Website www.lionsgatequiltersguild.com </div> <div> Executive Meetings Tuesday after monthly meeting at 7.30 pm General Meetings 4th Tuesday of each month at 7.30 pm St. Andrew's & St. Stephen's Church (except Jul, Aug, Dec) </div>	