

Lions Gate Quilters' Guild

Newsletter

October 2019



Quilt Show 2020

URGENT Call for Publicity Coordinator

As you are aware, we are looking for two members to fill out our Quilt Show committee. One of them – Publicity Coordinator – is absolutely essential. Without publicity, we cannot hope to have a successful quilt show.

We need someone to coordinate publicity: ordering tickets, posters, bookmarks, lawn signs, and any other printing; ensuring that posters and bookmarks are distributed; getting permission to hang the banner across the roadway; distributing lawn signs to members; and arranging for local media. Most of this work takes place in the new year.

You are not expected to do this alone – someone has stepped forward to take on the design work for the posters and bookmarks, and you can recruit as many people as you need to help with the other tasks. But we do need someone to take responsibility for coordinating the work. There is a rather detailed report from last year's Publicity Coordinator for the quilt show, and a team full of other coordinators to provide advice and knowledge. Plus volunteers who have helped distribute PR material and will likely be happy to do that again.

We are also looking for someone to coordinate the Tea Room, but this is not an essential position. If we don't have a Tea Room, we can still have a successful show.

I can't stress enough how much we need a publicity coordinator to make the show happen. We really would like to have the position confirmed by October 16, when the Quilt Show Committee will be meeting.

Colleen Bell
2020 Quilt Show Coordinator

*This newsletter is for the sole use of the members of the Lions Gate Quilters' Guild.
Reproduction of any items, in whole or part, is strictly prohibited.*

Guild Calendar

2

Fall/Winter 2019

OCTOBER

- 1st:** Executive Meeting
- 5th:** [COPs Day](#)
- 8th:** Newsletter Deadline
- 19th:** Krista Hennebury [workshop](#)
- 22nd:** Monthly Guild Meeting
- 29th:** Executive Meeting

NOVEMBER

- 12th:** Newsletter Deadline
- 23rd:** [COPs Day](#)
- 26th:** Monthly Guild Meeting

JANUARY

- 7th:** Executive Meeting
- 14th:** Newsletter Deadline
- 25th:** [Annual Extravaganza](#)
- 28th:** Monthly Guild Meeting

Stick it on
your fridge...



... or put it in your phone

Next meeting



Tuesday, Oct
22nd
7.30 pm — 9.30 pm

Speaker: Krista Hennebury —
the search for signature style.

St Andrew's & St Stephen's Church
2641 Chesterfield Avenue, North Van

*Visitors welcome: the first visit is
free, thereafter a fee will apply.*

COPS Day



November 23rd

[email Marsha](#)
to book your spot

[FULL DETAILS](#)

The winner of the 50/50 draw at
our September meeting was Jane

Pannell, who won \$60!

Shauna Dennert—Member-at-Large

Please support our Sponsors

3

Always new. Always inspiring.
Nightfall ~ from Art Gallery. Stunning!



THE CLOTH SHOP

Granville Island

104~1551 Johnston Street Vancouver
604.224.1325 Follow us on instagram at
theclothshopvancouver

EuroTech

Sewing Machine Repair

ALL DOMESTIC SEWING MACHINES & SERGERS
FORMER ALBEE'S SEWING CENTRE TECHNICIAN

Factory trained by

PFAFF BERNINA ELNA
HUSQVARNA JANOME

Wei Hin Ng

Service Technician

t: 604.568.1238

w: www.eurotechsewrepair.ca



Serving the Vancouver area since 1989

If you'd like to see your business in these
pages, please contact [Communications](#).

[AD SIZES, RATES AND DEADLINES](#)

Threadtales Longarm Quilting

Wendy Margerm



Drop Off and Pick Up
Available at
Stitch and Bobbin, N.Van

Visit my blog:

Snippetsofaquilter.blogspot.com

Email: threadtalesquilting@gmail.com

Phone: 604-523-6891

Cell: 604-218-6804

MADE BY ME

SEWING STUDIO

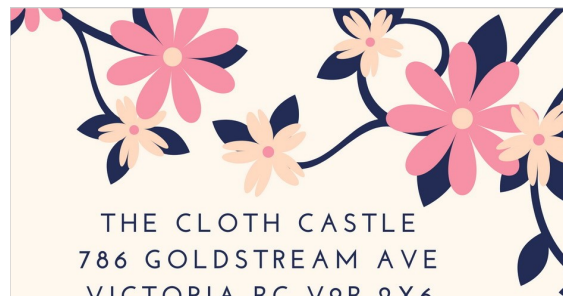
classes • parties • open studio

108 - 949 West 3rd Street
North Vancouver BC V7P 3P7

604.971.0940
info@madebyme.ca
www.madebyme.ca



www.canadiannationalfabric.com



THE CLOTH CASTLE
786 GOLDSTREAM AVE
VICTORIA BC V9B 2X6
250-478-2112

Shop Online Now!

clothcastle.com/shop

President's Message

Hello all,

Apparently among the thrills of aging is the ability to completely forget things. My apologies for missing the September guild meeting. I wasn't hit by the proverbial bus, I just plain forgot. Many thanks to the executive for sorting all this out, especially Paula for leading the meeting without an agenda. We also now have a backup plan for batteries. I was sorry to miss you all, especially Trudy Jaskela's presentation on her Africa journey and all the members' show and tell items. And there were lots of guests and new members!

We are definitely in the mood for the quilt show in June. Calls for volunteers are coming out. The challenge theme is set. At the executive meeting, we talked about how to help people finishing their quilts. Since we already pay for the church hall for the whole day of the meeting, it makes sense to use the afternoon for layering quilts and some social quilting. As an experiment, Krista has volunteered to be at the hall the afternoon of the meeting, with supplies to help us (irons, ironing boards, electrical cords), and the tables and chairs will be set up. With many of us living in apartments now (and not to mention, little urge to get down on the floor any more), we don't have the space to layer quilts like we used to. Please let us know if you are interested...if no one shows up, we won't continue the experiment.

We have some great workshops this fall, including our recent September workshop with Lorna Moffat, upcoming October workshop with Krista Hennebury (speed date with improve), and November double trouble with Uschi Greiner (wool felt ornament) and Beck West (quilted pouch). The workshop committee would love to hear your ideas for future workshops.

On a personal note, I've been foraging in the kitchen and the forest for natural dye sources. Decades ago, I dyed wool with plants, but now I am trying it on fabric. After trying the super-pure approach to eco-dyeing (no mordants), I decided to add a little alum. So far, the big winners are dahlias, onion skins (especially red onions), tea, saffron, and red cabbage ... lots of earthy yellows, golds, and browns, with a very pale lavender from the cabbage. I also tried a little leaf printing. I'm excited about the colours and will do a little stitching on the small pieces of fabric. If you know of other plant sources, let me know.

Finally, we are also starting to talk about the February AGM and the election of new executive members. This year the vacant positions are vice-president, treasurer, programs, communications (newsletter), member-at-large, and librarian. Although some current members are willing to return for a second term, other positions will be vacant. Please consider volunteering with the executive to support our guild activities. More information to follow.

Karen Munro

President

- ✓ *No mordant*
- ✓ *Leaves from a tree nearby that leach a lot of tannin onto the sidewalk – soft pale brown—also tried leaf prints, which sort of work but are faint*
- ✓ *Tea – soft reddish brown*
- ✓ *Avocado skins – pressed into the fabric for two days – some brownish marks*
- ✓ *Saffron – soft yellow (this was a 10-year-old packet of saffron). Tried sprinkling it on first, but that colour just blended in later*
- ✓ *Mordant (alum)*
- ✓ *Dahlia flowers – soft yellow without mordant, nice orange gold with alum*



Workshops

Speed Date with Improv with Krista Hennebury

2 spots
left!

Date: October 19, 2019

Time: 9:30 am to 4:30 pm

Where: North Lonsdale United Church

Cost: \$60

By request, Krista Hennebury will teach her popular Speed Date with Improv class this fall. **Email Krista to get your spot:** krista.hennebury@shaw.ca.

Think of this class as speed dating with improvisational piecing techniques that include curves and ruler-free cutting. It will be fast-paced and a lot of fun: several techniques are introduced and demonstrated one after the other with very little time to second guess, stress or obsess over perfection. Every student will end up with a unique, original quilt!

The focus here is to explore line, shape and happenstance in abstract design, so keep things simply graphic by using solid-coloured fabrics in black, white and one pop of colour. In the afternoon, we'll work together on the design wall to jigsaw the improv elements together, seeking balance and creative design opportunities. All you need is 1/2 m of white & black and a FQ of one colour! Some pre-cutting is required.

January Extravaganza


Date: January 25, 2020

Time: 9:30 am to 4:00 pm

Where: St. Stephen's Church, Mountain Highway at 24th Ave,
Lynn Valley

Cost: \$25 and potluck item to share. Sign up for sweet, savory or salad at the time of registration.

We'll start registering for our Annual LGQG January EXTRAVAGANZA at the October meeting! A quick and fun pattern for a LAYER CAKE quilt will be provided, along with a demo. Check out Krista's sample at the October meeting. This is a fun, social day to kick off the new year. You don't have to have a layer cake, you could use stash yardage, or you can simply bring along one of your own WIPS or Community Quilt projects to work on. Don't forget, there will be prizes and plenty of time to socialize and get to know your fellow guild members! *Space is limited to 36 participants and last year's event sold out.*



Keep
scrolling



Workshops continued

Sign up at
the October
meeting

Santa's Elves: A Holiday Gifts Double-header!

Date: Saturday, November 16th

Where: Highlands United Church, Edgemont Village

Cost: \$20 per workshop

(\$15 kit fee for Uschi's workshop)

For this unique workshop, we will host our own Becky West as well as *Woolies on the Coast's* Uschi Greiner. Each teacher will offer their workshop twice in the day, from 9 a.m. – 12 and again from 1 p.m. – 4 p.m. Choose to do one workshop in the morning or afternoon, or stay the entire day and do both workshops! Register at the October meeting.

Becky will teach her popular quilted pencil pouch with zipper (machine required). Uschi will teach a hand sewing/embroidery woolie Christmas ornament (no machine required). Your \$15 kit fee will include the needle, wool and threads required to complete your project – just bring sharp scissors!

Uschi is an enthusiastic hand-stitcher with over 10 years of teaching experience. Participants will go home with one holiday ornament with an adorable snowman, created with a variety of stitching techniques. Great for yourself or give it as a gift! Bring your own scissors and pins, while all other supplies will be provided in the purchased kit (\$ 15 including threads and needles).

****SHOPPING**** For those of you who attend, and anyone else who wants to stop by at lunch time between 12 – 1 p.m., Uschi will be bringing a pop-up shop of her gorgeous hand dyed wool, patterns, kits and threads.

Krista Hennebury and Andrea Cowie
Workshop Coordinators



P rograms

7

October Program

Our Guest Speaker will be Krista Hennebury of Poppyprint – the Search for Signature Style

In this lecture Krista shares simple, achievable strategies for finding your own unique quilting voice in the face of constant exposure to inspiring work by others in social and print media. She will use examples of her own path from traditional quilter to traditionally informed modern quilter throughout her 20 years of quiltmaking and 10 years of blogging, designing, teaching and active social media participation. Krista will show you real life examples of creative actions we can take as quilters to explore ideas along the road to creating original work and then share some of her most recent quilts.



Neighbourhood Quilt-a-Long

We've had several requests to do another quilt-a-long, so here goes! This time it will be a "Neighbourhood" theme, and the first block, due in October is a 'House'. Any size, any style, any technique, but it has to be a house. Although not necessarily a people house!

You will get one draw prize entry for every block you bring in, up to a maximum of five.

As with the animal quilt-a-long, you take your blocks home with you at the end of the evening. If your block is not a house, you can definitely show it, but it won't be entered into the draw.

This will be a shorter project, so that we don't run into the Quilt Show. Blocks will be due in October, November, January and February with the project wrapping up in March with the showing of the resulting quilt tops (of whatever size they are).

You might just do four blocks and make a doll's quilt or a table runner, or you can of course, go all out and make a queen size quilt, adding more neighbourhood blocks!

We hope you have fun and look forward to seeing what you come up with every month!

November – Christmas Social

We are requesting that you have a handmade item to bring along in order to participate in a very fun activity. This will be an item that could be a decoration, but not necessarily a Christmas decoration. Hint: it will not be wrapped! There will be more information at our Guild meeting.

Your Program Team:

Becky West, Carol Piercy, Paulette Morton & Sharon Bovee

LGQG Spring Retreat 2020

Sign up at the October 22nd Guild Meeting

4 Nights: Thursday Feb 13, 2020 – Monday February 17, 2020 – choose your dates

4 nights: Sharing: \$525 - Private: \$620

3 nights: Sharing: \$395 – Private: \$470

2 nights: Sharing: \$265 – Private: \$320

Edenvale Retreat Centre, Aldergrove, B.C.
www.edenvaleretreat.ca

Arrival time: Thursday Feb 13, 2020 – 1:00 pm

Must check out of rooms by 11:00am Monday and leave premises by 3:00pm.

Meals Included

Thursday: Dinner

Friday: Breakfast, Lunch and Dinner

Saturday: Breakfast, Lunch and Dinner

Sunday: Breakfast, Lunch, Dinner

Monday: Light Breakfast, then Brunch at 11:00

1st Registration

At October meeting (October 22nd) Deposit of \$150.00

PAYMENTS

Deposit \$150.00 upon signing. Final payment due by December 31, 2019.

Cash or cheque made out to LGQG. A post-dated cheque for balance will be accepted at the October and November guild meetings. If you will not be attending the meetings, you can mail your cheque to me, made out to LGQG.

Leslie Rutledge
 255 6th Street West
 North Vancouver, B.C. V7M 1K7
 778-773-5979
rut99@shaw.ca

**** Please let me know if you have any room preference and or food allergies.**

**** Food or desert requests welcome**

**** Tip (Cash) to be contributed by all at retreat**

What we're making



Our recent machine embroidery workshop with Lorna Moffat was a huge success! If anyone took pictures of some of the beautiful work that happened that day, please email me, Penny, and I'll include in the next newsletter! I was too busy having fun to take more pics ;-)

Shopping and Guild Member Benefits

At a recent COPS Day and workshop, the chat turned to where we like to shop. Even though Stitch and Bobbin has moved to the Sunshine Coast, there are still a few places to buy sewing supplies on the North Shore. Here are some:

Made By Me – one of our sponsors, so this should be a first choice for us when shopping! Christine is situated behind Capilano Mall at 108 - 949 West 3rd Street, and offers a small selection of quilting fabric, including 40 colours of Moda Grunge. She also have quite a good selection of knit fabric, including organic cotton and bamboo jersey and fleece, including about 12 colours of anti-pill polyester fleece. She also has various weights of woven fabric that are good for garment sewing.

Made by Me also sells:

- ✓ fusible interfacing in white in three different weights and a lightweight black
- ✓ Metrosene polyester thread
- ✓ black and white serger thread
- ✓ stitch rippers
- ✓ glass head pins
- ✓ hand sewing needles
- ✓ a few different types of machine needles
- ✓ tape measures
- ✓ pincushions
- ✓ zippers in various lengths
- ✓ tailor's chalk
- ✓ packaged bias tape
- ✓ a small assortment of buttons
- ✓ elastic in various widths-
- ✓ 1 inch black and white velcro
- ✓ black and white twill tape
- ✓ small amount of ribbon by the metre
- ✓ the following pattern lines: Jalie, Grainline Studio, Closetcase patterns, Victory Patterns and True Bias Patterns.

Christine says she lets everyone know that if she gets many people asking for an item, then she is happy to stock it!

Also FYI: Walmart sells thread, fabric and notions... maybe not always the best quality, but handy if you're in a pinch before a workshop, for instance, or in the middle of a project. Michaels now sells fabric, including a limited selection of quilting cotton, and of course notions.

Guild member shopping benefits*

If you show your membership card at some stores, you will often receive a 10% guild discount.

Currently Fabricana gives 10% off quilting cotton (ask at the desk for exact details). Some quilt stores will give a discount: it never hurts to ask.

N Jefferson Ltd are wholesalers and do not sell to the public, however, if you show your membership card, you may shop there, but will pay full retail prices. Since they supply quilt and craft stores, they have a huge selection of almost anything you may be looking for, except fabric. Tip: at the Burnaby location on Production Way (off Lougheed, a short drive west of Ikea, Coquitlam), head for the desk to see what's on special :-)

If you know of any stores that offer a discount or special of some kind to quilters' guilds' members, send me an email and I'll share the info in the newsletter!

*** *DISCLAIMER: DISCOUNTS ARE AT THE SOLE DISCRETION OF INDEPENDENT BUSINESSES; THE GUILD HAS NO CONTROL OVER DISCOUNTS OFFERED, OR NOT.***



Membership

11

We had 74 members attend the Sept 24, 2019 guild meeting, plus 12 guests. I am sure that is a record!


A total of 86 attending, 4 of those guests decided to join us as new members, plus we had 4 more new members attend the meeting. Welcome everyone! Our guild has a current total of 124 members.

For the new members, if you have not already received your card from me, please check with me at the membership table at the next meeting, I will have them ready for you.

The door prize winners were Arlene Ingraham and a guest Brenda Myers, congratulations! Remember to sign in and wear your name tag if you would like to win a door prize. If you forget your name tag, there are some available at the membership table for \$1.00. Door prize donations are gratefully accepted, come see me at the membership table if you would like to donate.

[Please let me know if you have any questions or concerns.](#)

Sherry Jonn
Membership Coordinator

if you see me
with a
seam ripper

now is not
the time

@simplesimonandco

**Next
newsletter
deadline**



November 12th

[Email pictures, info and quilty news to Penny!](#)

M

Meeting reminders

1. Come and sew in the hall before the meeting... bring EVERYTHING you need (see below for details)
2. Bring payments for the [workshops](#) and the January Extravaganza if you'd like to register
3. If you haven't yet... pick up a cute l'il guild pin at the membership table!
4. Bring your mug
5. Wear your nametag for a chance to win a door prize (or buy one for \$1 at the door)
6. Bring a toonie (or more) for the 50/50 (half the pot goes to Community Quilts)
7. IF YOUR BIRTHDAY IS THIS MONTH: please bring a baked good of some sort (or even fruit) or anyone who feels like baking and would like to contribute to the meeting we would be happy to accept donations (from Dorothy M).
8. And last but not least - Bring a friend (or enemy – we're not picky!)

UPDATED: Quilt in the hall before the meeting!

From noon on the day of each monthly Guild meeting, our members are free to use the church hall for sewing. You'll need to bring everything you need to sew, all the usual items you would normally bring to a workshop, COPS Day or retreat, and Krista will provide power cords, irons and ironing boards.



Out & About

QUILT SHOWS

WASHINGTON STATE QUILTERS 41st ANNUAL QUILT SHOW

"Joyful Journey". October 18 — 20. Fri, Sat 10-6; Sun 10-4.
Spokane County Fair & Expo Center, WA.
500+ quilts, demonstrations, member boutique,
and merchant mall featuring over 50 vendors.
Admission \$10.

[DETAILS](#)



Forget the election hype... check out the cute little quilt
behind this political commentator!



WORKSHOP

FRASER VALLEY MODERN QUILT GUILD

is hosting a workshop with Terry Aske on October
19, 2019 and have a few seats available.

Circles, Circles, Circles will cover:

- ✓ an easy method to draw a circle any size
- ✓ making and using freezer-paper templates
- ✓ creating accurate circles using a freezer paper pattern and sewing flat overlapped seams
- ✓ circles with raw edges, covered with bias tape (or couching or decorative stitching)
- ✓ circles with turned-under edges, which are top-stitched in place

The workshop will be held **October 19, 2019** from **10am to 4:30pm** at the **University of the Fraser Valley** and cost is **\$60**.

To register please email Laura More
at more@telus.net

COPS Days



October 5th
November 23rd

[email Marsha](#)
to book your spot

[ALL THE DETAILS](#)

Please email Newsletter items
to [Communications](#).

Deadline: 2nd Tuesday of each month
(except July, August and December)

ADVERTISERS!

*If you'd like to see your business
in these pages, please contact
[Communications](#).*

Rates:

*\$20 per quarter page per insert
\$40 per half page per insert
\$90 business card size (all year)
\$180 per quarter page (all year)*

*Booking deadline:
First Tuesday of the month*

*Material deadline:
Second Tuesday of the month*

**2019 Invoices will be
emailed soon**

2019 Executive Positions	Name
President	Karen Munro
Vice-President	Leslie Chatelaine
Secretary	Karolina Karcz
Treasurer	Suzanne Forshaw (Sue)
Program Committee	Sharon Bovee
	Carol Piercy
	Becky West
	Paulette Morton
Communications/Newsletter	Penny Nelson
Librarian	Paula Bohan
Membership	Sherry Jonn
Member at Large (1)	Connie Blundy
Member at Large (2)	Shauna Dennert
Workshop Coordinator	Krista Hennebury
Workshop Assistant	Andrea Cowie
Other Positions	Name
Community Quilts (Co-Pres.)	Brenda Sangster
Community Quilts (Co-Pres.)	Karen Marshall
COPS Day	Marsha MacKay
CQA Liaison	Margaret Duckham
Hospitality	Dorothy Mosely
Hospitality	Mona Morrison
Hospitality	Rose Moore
Quilt Show Coordinator 2020	Colleen Bell
Raffle Quilt 2020	Jane Ellis
Challenge Coordinator 2020	Barbara Beatty
Retreat	Leslie Rutledge
Webmaster	Vacant
Instagram Administrator	Penny Nelson
Facebook Administrator	Dianne Ritter
Pillows for the Homeless	Myra Frampton
<div> <div> Mailing Address Lions Gate Quilters' Guild, PO Box 54194, Lonsdale West PO, North Vancouver, BC V7M 3L5 </div> <div> Website www.lionsgatequiltersguild.com </div> </div>	
<div> <div> Executive Meetings Tuesday after monthly meeting at 7.30 pm </div> <div> General Meetings 4th Tuesday of each month at 7.30 pm St. Andrew's & St. Stephen's Church (except Jul, Aug, Dec) </div> </div>	