



Lions Gate Quilters' Guild *Newsletter*

October 2018

Presidents' Message

Greetings everyone,

Last month's speaker was terrific! Berene Campbell of *Happy Sew Lucky* talked about the collaborative community projects for Boston and Toronto and the inspiration behind them. She gave us a very heartfelt and honest description of her motivations and the struggles she has faced with anxiety and how she was able to push through and accomplish so much. It was great seeing her sides, hearing her story, and learning about her quilts.

And speaking of accomplishing so much, we are looking for a team to take on the Raffle Quilt for the 2020 Quilt show. This is such an important part of our guild and all the money made on the raffle goes directly to Community Quilts. It is more than just the money raised though, as the raffle quilt is a real focal part of the advertising for our show and is a chance to showcase the incredible talent of our members. Please let me know if you or a group of you are interested in taking on this important role.

This is also the time to start thinking about the

elections of the new executive members in February. The positions that are coming up are President, Secretary, Workshops, Membership, and one Member-at-Large. Please feel free to talk to the executive members to find out more information about their jobs.

We actually have the use of the hall on the day and evening of our guild meeting dates. This month, on Tuesday October 23 Karen Cooke (Co-President and Community Events) will be working on a large "family" quilt from 1:00 PM. Karen invites and welcomes any members who want to join her for the afternoon to bring a project of their own to work on, or just to stop in for a while to visit. (There is no charge for using the hall during our meeting days.)

I look forward to seeing you all at the October 23 meeting where we will learn about some interesting new projects. Read the Program Report for more details.

Kathryn Gillis
Co-President

Next meeting

Tuesday, Oct 23rd
7.30 pm — 9.30 pm



Speaker:

Shannon Morris of *Skunk Hollow Fabrics*, Squamish

St Andrew's & St Stephen's Church
2641 Chesterfield Avenue, North Van

INSIDE!

Spring Retreat 2019 info
on page 2

Workshop Supply Lists
on pages 4 & 5

New Library Books!
see page 6

*This newsletter is for the sole use of the members of the Lions Gate Quilters' Guild.
Reproduction of any items, in whole or part, is strictly prohibited.*

Spring Retreat 2019

Edenvale Retreat Centre, Aldergrove, BC (www.edenvale retreat.ca)

Thursday, March 7th, 2019 – Monday, March 11th, 2019
(4 nights)

Choose your dates:

4 nights	Sharing: \$525	Private: \$620
3 nights	Sharing: \$395	Private: \$470
2 nights	Sharing: \$265	Private: \$320

ARRIVAL TIME: Thursday, March 7th at 1:00 pm.

CHECK OUT: By 11:00 am Monday; must leave premises by 3:00 pm.

MEALS INCLUDED: Thursday: Dinner; Friday: Breakfast, Lunch and Dinner; Saturday: Breakfast, Lunch and Dinner; Sunday: Breakfast, Lunch, Dinner; Monday: Light Breakfast, then Brunch at 11:00.

REGISTRATION: At October Guild meeting (October 23rd). If you will not be at the meetings, you can mail your cheque(s) to me, made out to LGQG (contact details on Membership List).

PAYMENTS: Deposit \$150.00 upon signing. Final payment due by December 31, 2018. Cash or cheque made out to LGQG. A post-dated cheque for balance will be accepted at the October and November guild meetings. If you will not be attending the meetings, you can mail your cheque(s) to me, made out to LGQG (contact details on Membership List).

Leslie Rutledge
Retreat Co-ordinator

- ** Please let me know if you have any room preference and or food allergies.**
- ** Food or desert requests welcome**
- ** Tip to be contributed by all at retreat**

Membership Report

We had 69 members attending our September 25 Guild meeting, including 3 new members, plus 8 guests, for a total of 77 attending. Our Guild has a current total of 119 members. Membership pins are now available – please come to the Membership desk to pick up (and sign for) yours.

The door prize winners were Margaret Duckham, Lynn MacDonald, and Cathy Hinds – thanks to a member who donated an extra door prize.

Remember to wear your name tag if you

would like to win a door prize: everyone who signs in has an opportunity to win. Name tags are available at the membership table for \$1.00 each if you forgot yours.

Should you have any questions or concerns, [please feel free to contact me](#).

Katherine Morgan
Membership Coordinator

Workshops

There are still a few spots available for "Everybody Gets the Blues".

Sign up at the meeting, or [contact Helen Jorgensen or Susan Lum](#), Workshop Co-ordinators!

Beautiful Lines, Lovely Shapes

A two-day design workshop for patchworkers by Barb Mortell

Dates: Friday October 26 and Saturday October 27

Time: 9:30 am to 4:00 pm, ½ hour lunch

Location: St. Agnes Church, 530 East 12th, North Vancouver

Cost: \$120.00



This class is full. When you come to set up, you can access the workshop space at the rear of the church by the laneway. There are only 2 parking stalls for you to park for limited time. Once you have dropped off your machine and supplies, please park your car on the street where there is plenty of parking.

You may leave all your supplies and machine overnight, however please note that Lions Gate Quilters Guild is not responsible for any losses, however to date we have never had any issues. The place will be locked overnight.

Full details and Supply List pdf are on our [WEB PAGE](#). OR SCROLL DOWN FOR THE LIST (page 4).

Everybody Gets the Blues

Teacher: Carol Piercy

Date: Saturday, November 17, 2018

Time: 9:30 am to 4:00 pm

Location: St. Agnes Church, 530 East 12th, North Vancouver

Cost: \$60.00



There are still a few spots left for this workshop. Full details and Supply List pdf are on our [WEB PAGE](#). OR SCROLL DOWN FOR THE LIST (page 5).

January Extravaganza

Date: January 19, 2019

Time: 9:30 a.m. to 4:00 p.m. [1/2 hour for lunch]

Location: St. Stephens, 1360 East 24th Street, North Vancouver, BC

Cost: \$25.00

To kick-start the new year, we have our annual extravaganza quilt day which is an absolutely fun no-pressure day! A quilt project/theme will be provided for you to participate in, or you may wish to work on community quilts or your own projects. We will have a sign-up sheet at our October and November guild meetings, which will include a column to record your savoury or sweet contribution to our pot-luck lunch. As always, there will be lots of rewards/prizes! So, make sure to check us out at the Workshop table at the Guild meeting!

Workshops

"Beautiful Lines" Workshop Supply List

SUPPLIES

- Sewing machine with a new needle. Remember to pack your power cord and foot pedal.
- Neutral coloured thread, sized to match your needle. I like to use Aurifil 50/2 thread and a microtex, denim or quilting needle in size 70/10. Black or white or medium grey will be a good choice.
- Rotary cutting mat, the largest you have
- Rotary cutter
- Scissors
- Thread snips
- Seam ripper
- Pins
- Chalk marker or your favourite fabric marking tools
- Painters masking tape (to hang your design wall)
- Pencil and paper or sketchbook
- Digital camera (phone, iPad etc will do)
- If you have a portable printer, it's very useful, however it's not necessary to buy one

FABRICS

- Two or more yards of solid black
- Two or more yards of solid white
- A ½ yard to a yard each of a colour to splash in with your B&W. Bring an array of solid colours if you wish. A WARNING - too many colour choices can lead to being caught in the mire of choosing colours. Be minimal if you can!

TO DOWNLOAD A PDF OF THE SUPPLY LIST, [PLEASE VISIT THE WORKSHOPS WEB PAGE](#)



Workshops

"Blues" Workshop Supply List**SUPPLY LIST**

Sewing machine and supplies

Rotary cutting supplies (a smaller mat and a 12" ruler are fine)

Pencil

FABRIC AS FOLLOWS:

Fabric is to be pre-washed, ironed, and cut into accurate 5" squares. 100% cotton, good quality only please.

For your quilt, you will need 120 assorted blue squares (see below) - preferably from as many different fabrics as possible!

BLUE PRINT fabric – medium or medium/dark. Go lightly on the really dark. Blue can go into purples, and into aquas or greens, but no white backgrounds, no plains, and no pales please if you want to trade with me. Prints can have other similar toned colours, but need a predominantly "blue" feel. The quilt will work best if everything melds together nicely and no one fabric really stands out, while still having lots of interest and differences between fabrics. Balis are good for this, but don't use all balis - it will be more interesting to mix them with other fabrics. Examine the sample for ideas for fabrics.

YELLOW fabric for the stars. At least 4 different yellow/golds for the stars. A fat quarter will easily do 3 stars, and a fat eighth will easily do 2 and should do 3. The sample has 11 stars, you can do more or less, as you prefer. (So about 4 fat quarters, or equivalent!)

BORDER fabric – don't get this now, who knows what will end up suiting your top, but you will need 15" each of two fabrics.

BINDING fabric – again, don't get this now, but you will need .5 meters.

BATTING - to use as a design wall in class, and then to use for your quilt!

PINS - lots and lots of pins, so you can pin everything to your batting.

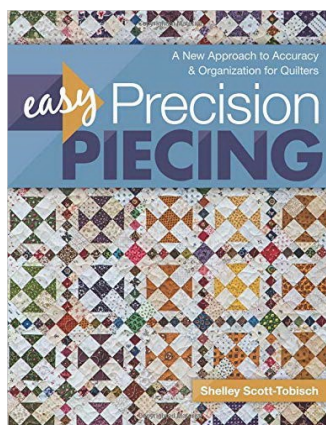
NOTE: I will bring lots of blue 5" squares, so you can trade with me (or each other). This is optional, but might be a good way to expand your selection. Please do not give me more than 6 squares of the same fabric!

TO DOWNLOAD A PDF OF THE INSTRUCTIONS (WITH A PICTURE OF THE QUILT TOP),
[PLEASE VISIT THE WORKSHOPS WEB PAGE](#)

New Library Books for the October Meeting!

We will have five new books for the October meeting, and I think there is something for everyone! (Sadly we won't have enough copies for everyone, but you can always place a hold on one by contacting me at librarian@lionsgatequiltersguild.com or through the link on our website.)

Local teacher and new author Shelley Scott-Tobisch has just released *Easy Precision Piecing: A New Approach to Accuracy & Organization for Quilters*. This is a technique book that gives you the skills to make perfect blocks. She goes over every step of piecing and demonstrates how to put our tools and notions to their best use. We could all use some tips and tricks to up our quilting game and make blocks that fit together as intended (i.e. with no "fudging").






Artful Log Cabin Quilts by Katie Pasquini Masopust is an exploration of the history of log cabin quilts and design possibilities of the log cabin block. It guides you through the process of designing and laying out a quilt based on a photograph. It includes colour theory and the use alternate grids – not just square log cabins. The resulting quilts range from pictorial to abstract.

Kaffe Fassett's Quilts in America is just what you would expect – beautiful colourful quilts photographed in pastoral sites around Bucks County, Pennsylvania. The quilts are inspired by vintage quilts from the American Museum in Bath, England, and lovely photographs of the original quilts are included.

Whimsical Wool Appliqué by Kim Schaefer is a collection of 50 cute colourful blocks layering wool, cotton and embroidery. Instructions are included for combining them into seven projects, including wall hangings and a pillow cover.

And lastly, we have *Improv Patchwork* by Maria Shell. Maria is an artist from Alaska, and several of our members recently participated in her workshop organized by Barb Mortell. If you missed the workshop, like I did, you can explore line, shape and repetition creatively and improvisationally while working through this book.

Paula Bohan
Librarian



Programmes

October Program

The Animal Quilt-along. This will be two animals per month – any animals, any style, any size. Carol Piercy will have two simple animal blocks every month to show, silhouette style using machine applique. The patterns will be emailed out every month after each meeting. You can use these blocks or anything else you feel inspired to do.

Two animal blocks, or quilts, or cushions or whatever you decide to sew, are 'due' every month starting in November and ending in May. Quilt tops (or items) are due at the June meeting. There will be one entry per block (maximum 2 per person) for a draw prize every month. You won't be disappointed. Participate and have some fun! Amaze the Guild with your original designs, or just make an easy kid's quilt. The choice is yours.

Our Guest Speaker will be Shannon Morris from Skunk Hollow Fabrics in Squamish. She will be giving us a talk about her new quilting business that was started earlier this year. Shannon will also be sharing with us, her pattern for a 'use it anywhere' ironing mat.

In addition, Shannon will have a pop-up shop, sales prior to the meeting, at the break and after our Guild meeting. She has donated a door prize!

November

As part of our November Christmas Social meeting we will be having a Secret Santa Gift Exchange. If you would like to participate it requires that you bring to the November meeting – a gift that you have made and have brought wrapped.

Some ideas: pin cushion, mug holders, a sewing or makeup bag, pillow cases, padded coat hangers. Of course, you will think of other amazing ideas.

Note: it does not necessarily have to be Christmas related. Your item will be made from fabric, sewn or quilted and that you might value between \$10.00 to \$15.00.

No food, candy or toiletries, please.

All participants who arrive with a wrapped gift will receive a number and a draw will take place during our meeting.

There is no signing up ahead for this Secret Santa Gift Exchange.

**Carol Piercy, Becky West,
Paulette Morton & Sharon Bovee
Program Co-ordinators**

50/50 Winner: The winner of the 50/50 in September was Margaret Duckham, who won \$57!
This is the biggest prize we've had since I took on this job :-)
Marilyne Carey, Member-at-Large

Heirloom is
code for "This
pattern is so
difficult you
would consider
death a relief."



Community Quilts

Welcome to Fall!

The days are shorter, the nights are cooler and the trees are a stunning display of color for your next community quilt.

At the October meeting we will have kits available that need to be sewn together or machine quilted. Be sure to sign out the kit you are taking. If you need batting, please give us a week's notice.

A group of us will be at the Church hall on the day of the meeting (Oct 23rd) in the daytime from 12 noon to 4:00 pm to cut fabric and make up kits. Everyone is welcome to join us or come and work on your project. The Guild pays the Church for the entire day and evening meeting, so let's make use of the space... at the last meeting I heard several people complaining of the traffic; so why not come early and join us?

Looking forward to another year of creativity and sharing, we'll have another poster board to count the Community Quilts that our guild makes, so we can track our progress.

See you soon,

Karen Marshall and Brenda Sangster
Community Quilts Co-Presidents



Trudy's Trip to Africa: Donations requested

Member Trudy Jaskela writes:

I am going to South Africa in April on a social-cultural tour of the country. The leader of the tour group is a quilter-fibre artist from Mahone Bay, Nova Scotia by the name of Valerie Header. While there we visit the Mapula Embroidery Group, the Isipethu Embroidery Group and the Hillcrest AIDS center. You can google all three groups to learn of their works.

We would like to take gifts to the three groups. The supplies that would be appreciated are: embroidery cotton, pearl cotton, crochet cotton, large big-eye needles, toothbrushes, and school supplies. If you have any of these items that you would care to donate, I know they would be gratefully accepted.

Reading glasses are the gift that the women most treasure as many have poor eyesight. Jane Ellis was able to obtain 91 pairs of reading glasses from her optician (all 2.00 and 2.50 strength). I have them already and they will take up a fair amount of space in my suitcase. I can take more pairs, but not too many dozen.

I will be at the guild meeting on October 23rd. You can bring any donations to me at that meeting. If that is not convenient, Dianne Ritter has offered to collect the donations. I leave for Tucson Nov 15th, returning to North Vancouver the end of March for a few days prior to leaving for Johannesburg.

Thank you in advance,
Trudy Jaskela

Please support our sponsors!

Always new. Always inspiring.
Nightfall ~ from Art Gallery. Stunning!



THE CLOTH SHOP

Granville Island

104~1551 Johnston Street Vancouver
604.224.1325 Follow us on instagram at
theclothshopvancouver

MADE BY ME

SEWING STUDIO

classes • parties • open studio

108 - 949 West 3rd Street
North Vancouver BC V7P 3P7

604.971.0940
info@madebyme.ca
www.madebyme.ca

Threadtales Longarm Quilting

Wendy Margerm



Drop Off and Pick Up
Available at
Stitch and Bobbin, N.Van

Visit my blog:
Snippetsofaquilter.blogspot.com
Email: threadtalesquilting@gmail.com

Phone: 604-523-6891
Cell: 604-218-6804

EuroTech

Sewing Machine Repair

ALL DOMESTIC SEWING MACHINES & SERGERS
FORMER ALBEE'S SEWING CENTRE TECHNICIAN

Factory trained by

PFAFF BERNINA ELNA
HUSQVARNA JANOME

Wei Hin Ng

Service Technician

t: 604.568.1238

w: www.eurotechsewrepair.ca



Serving the Vancouver area since 1989

THE CLOTH CASTLE
786 GOLDSTREAM AVE
VICTORIA BC V9B 2X6
250-478-2112

Shop Online Now!

clothcastle.com/shop

If you'd like to see your business in these pages, please contact [Communications](#).
Information about rates and deadlines is on page 12, and on our [website](#).

OUT & ABOUT: Things to see and do

Chilliwack PieceMakers Quilt Guild: Piecemaking in the Valley Quilt Show

WHEN: October 19 — 20

WHERE: Chilliwack Alliance Church

[Details](#)

Seymour Quilters Guild presents *The Singing Quilter*

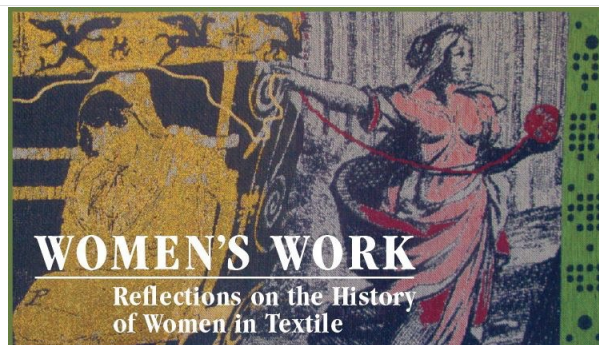
WHEN: Wednesday, November 21st at 11.30am

WHERE: Gloria Dei Church, 1110 Gladwin Drive,
North Vancouver

GUEST FEE: \$7.00

Join us to hear Cathy Miller, the Singing Quilter! Cathy and her husband, John, will be performing at the November meeting of the Seymour Quilters Guild. We welcome you to attend: Doors open at 11:30 for our regular meeting with performance to follow. To facilitate arrangements, please [email Barb](#) at SQG if you plan to attend.

[More about The Singing Quilter](#)



OPENING

7:00PM Wednesday, September 12

September 12–December 30, 2018

Tuesday–Saturday 10:00AM–5:00PM

3075 Slocan Street, Vancouver, BC
www.italianculturalcentre.ca
Tel: (604) 430-3337



Blue Mountain Quilters Guild presents: Our Quilt Show 2018

Dates:

Saturday October 20th 10 a.m. – 5 p.m.

Sunday October 21st 10 a.m. – 3 p.m.

Location:

Maple Creek Middle School
3700 Hastings St, Port Coquitlam

Admission: \$6 (children under 12 free)

- ◆ 100+ quilts
- ◆ Merchants Mall
- ◆ Basket Raffle
- ◆ Tea Room
- ◆ Member's Boutique
- ◆ Wheelchair Accessible



Quilt raffle tickets \$2
Proceeds donated to:
◆ Crossroads Hospice Society
◆ Share Society

For more information: 604-862-7820 or
<http://bluemountainquiltersguild.ca>



Bali Fiber Tours

QUILTERS • SEWERS • WEAVERS • DYERS

14 days in a tropical textile paradise!

Tour leader Barb Alexander
(former owner & designer of The Batik Butik)
will take you on this tour-of-a-lifetime.

Hands-on workshops include tjap (stamp) batik, silk batik painting, indigo shibori and a visit to a weaving village. Shopping trips to several hard-to-find fabric outlets specializing in batiks, plus many more wonderful opportunities to make this tour exceptional.

✿ Just 10 women per tour ✿

Two tours a year – April and May
Details at www.balifibertours.merit.ca

info@balifibertours.com

Please email items for Out & About (or any other Newsletter items) to [Communications](#).

GUILD CALENDAR AT A GLANCE ([also online](#))

2018

October 2 nd :	Executive Meeting
October 9 th :	Newsletter deadline
October 23 rd :	Monthly Guild Meeting
October 26 th & 27 th :	Barb Mortell's <i>Beautiful Lines, Lovely Shapes</i> Workshop
October 30 th :	Executive Meeting
November 3 rd :	COPS Day
November 13 th :	Newsletter deadline
November 17 th :	Carol Piercy's <i>Everybody Gets the Blues</i> Workshop
November 27 th :	Monthly Guild Meeting
December 8 th :	COPS Day

2019

January 8 th :	Executive Meeting
January 10 th :	Newsletter deadline
January 19 th :	Extravaganza
January 22 nd :	Monthly Guild Meeting



Meeting Reminders

1. Bring your payment for workshops and Skunk Hollow's pop-up shop
2. Bring your mug
3. Wear your nametag for a chance to win a door prize (or buy one for \$1 at the door)
4. Bring a toonie (or more) for the 50/50 (half the pot goes to Community Quilts)
5. Put suggestions in the Suggestion Box at the 50/50 table
6. IF YOUR BIRTHDAY IS THIS MONTH: please bring a baked good of some sort (or even fruit) or anyone who feels like baking and would like to contribute to the meeting we would be happy to accept donations (from Dorothy M).
7. If you wish to sew in the hall before the meeting, join Karen Cooke at 1 pm (see Presidents' Report, page 1) or Community Quilts at noon (see report on page 8)
8. Bring donations for Trudy's trip to Africa (see page 8)
9. And last but not least - Bring a friend (or enemy – we're not picky!)

COPS Days

November 3rd
December 8th



[email Marsha](#)
to book your spot

[FULL DETAILS](#)

Please email Newsletter items
to [Communications](#).

Deadline: 2nd Tuesday of each month
(except July, August and December)

**Have you liked our
[Facebook Page?](#)**

**If not, you're
missing out :-)**

ADVERTISERS!

*If you'd like to see your business
in these pages, please contact
[Communications](#).*

Rates:

*\$20 per quarter page
\$90 business card size (all year)
\$180 per quarter page (all year)*

*Booking deadline:
First Tuesday of the month*

*Material deadline:
Second Tuesday of the month*

2018 Executive Positions	Name
President (Co-Pres.)	Karen A Cooke
(Co-Pres.)	Kathryn Gillis
Vice-President	Leslie Chatelaine
Secretary	Karen Munro
Treasurer	Suzanne Forshaw (Sue)
Programme Committee	Sharon Bovee
	Carol Piercy
	Becky West
	Paulette Morton
Communications	Penny Nelson
Librarian	Paula Bohan
Membership	Katherine Morgan
Member at Large (1)	Marilyne Cary
Member at Large (2)	Connie Blundy
Workshop Coordinator	Helen Jorgensen
Workshop Assistant	Susan Lum
Other Positions	Name
Community Quilts (Co-Pres.)	Brenda Sangster
Community Quilts (Co-Pres.)	Karen Marshall
COPS Day	Marsha MacKay
CQA Liaison	Margaret Duckham
Hospitality	Dorothy Mosely
Hospitality	Mona Morrison
Hospitality	Rose Moore
Quilt Show Coordinator 2018	Dianne Ritter
Quilt Show Coordinator 2020	Colleen Bell
Spring Retreat 2018	Leslie Rutledge
Raffle Quilt 2018	Sharon Bovee
Webmaster	Colleen Bell
Bus Tours	Brenda Sangster
Community Events	Karen A Cooke
Mailing Address Lions Gate Quilters' Guild, PO Box 54194, Lonsdale West PO, North Vancouver, BC V7M 3L5 Website www.lionsgatequiltersguild.com	Executive Meetings Tuesday after monthly meeting at 7.30 pm General Meetings 4th Tuesday of each month at 7.30 pm St. Andrew's & St. Stephen's Church (except Jul, Aug, Dec)