



Lions Gate Quilters' Guild

November 2010

From Your President:

A couple of thanks are in order first this month - to Anne Read for volunteering to be our new Archivist, and to Myra Frampton and Louise Bovet for taking care of cushion delivery every month. Thank you, thank you, thank you!

And another big thank you to Dianne Ritter and Rebecca Skiffington for their enthusiasm to take on another quilt show! We'll be looking for raffle coordinators in the spring, or feel free to volunteer now!

We still need people to run for the guild executive - President, Vice President, Membership, Member at Large, Secretary and Programs. Being on the executive has lots of advantages, you get a direct say in how the guild is run and what direction it will take, and you get to meet lots of guild members. If you're concerned about not always being available for meetings, share the position with a friend and then you can take turns going to executive and guild meetings. We've decided to go back to having the President and Vice President elected in opposite years, so the VP term this time will be only one year. This allows for better continuity, as there will always be someone who knows what is going on.

November brings our sewing sale. Be sure to read the Library notice, as the library will not be laid out this month in order to accommodate all the sales tables. There will also be more premie kits to pick up.

See you all on November 23. That's the fourth Tuesday of the month - not the last!!!!

Carol

Last COPS* Day of 2010!!

WHEN: Sat. December 4, 2010

WHERE: St. Catherine's

COST: \$10.00 plus a plate of sweets or savouries.

***C.O.P.S. (Creative Ongoing Process Session):**
Everyone welcome... new members, long-time members, friends, everyone!



REMINDER!!!

SPRING RETREAT 2011.....

Dates: (Thursday Feb. 17, opt. Date) Friday Feb. 18, Sat. Feb. 19, and Sunday Feb. 20, 2011
Cost: Private: \$325 Sharing: \$275

CHECK IN TIME ON FRIDAY: 9:00 A.M. If you are planning to take advantage of the extra night, check in any time after 3:00 P.M. and pay an extra \$56.00. The first meal will be Lunch on Friday.

If you decide to come on Thursday, you can bring your own dinner or there are restaurants around to go to. There will be a light breakfast Friday morning.

Check out Edenvale's website, you will be impressed. www.edenvaleretreatcentre.ca
Minimum registration is 16, max. is 22.

Registration continues at the November meeting, with \$150 deposit. Regular Guild cancellation policy applies.

Important Notice: This newsletter is for the sole use of the members of the Lions Gate Quilters' Guild. Reproduction of any items, in whole or part, is strictly prohibited. From the Executive of the Lions Gate Quilters' Guild.

Upcoming Workshops

By Joan Herrin, Workshop Coordinator

COMING IN THE FALL OF 2010

I would like to thank all (84 respondents) who took a moment to fill out the workshop questionnaire which was passed out during the September guild meeting. Curved seams, jelly roll quilts, art quilts, 9-patch pizzazz, machine quilting and colour were areas in which you expressed the most interest. We will be looking into how we can incorporate these topics into future workshops. Those topics which received expressions of lesser interest may be able to be combined to create a new and novel workshop.

If you have any suggestions for workshop instructors please visit us at the workshop table during guild meetings or send an email to Betty Clarke rlclarke@shaw.ca or Joan Herrin jherrin@shaw.ca

OH JOYFUL CHRISTMAS TREE SKIRT

with Krista Hennebury



Spruce up your evergreen this holiday season with a new dress! This lovely scalloped tree skirt is simple to construct with scrappy strips in bright, modern prints, or equally beautiful in traditional Christmas greens and reds. Choose a white background to accent your brights, or perhaps a dark snowflake print for a night-time scene. There are also many embellishment opportunities for the pieced treetops; add ribbon bows, button stars or perhaps appliquéd felt snowflakes! Krista will have a sample of her tree skirt at the October meeting.

Participants are free to swap strips at the start of class to build a variety of fabrics for their project, or just come along with their own fabrics ready to go. You'll learn tips for pressing long skinny strips accurately and how to apply a bias binding to those scalloped edges. Some pre-cutting is required so that we can maximize class time and get our tree skirts completely pieced! It's a Christmas project, so you know there's gonna be cookies!!

DATE: Saturday, November 20, 2010
PLACE: St. Agnes Church, 530 East 12th,
North Vancouver
TIME: 9:30 a.m. to 4:00 p.m.
COST: \$35.00 (includes \$10.00 pattern fee)

***This workshop is sold out – thank you for your continuing support!!

COMING IN THE SPRING OF 2011

TUMBLING MAPLE LEAVES

with Dianne Stevenson



A 2nd workshop will be held on:

DATE: Saturday, January 15, 2011
PLACE: St. Agnes Church, 530 East 12th,
North Vancouver
TIME: 9:30 a.m. to 4:00 p.m.
COST: \$40.00 (includes the \$12.00 pattern fee)
***This 2nd workshop is currently full, however, check at the workshop table during the guild meeting to see if any spaces have become available.

LESSONS FROM THE MASTERS (and mistresses)

with Linda Sharp



Use lessons from great artists to improve your quilts and broaden your appreciation of art.

Three one-day workshops – take one day, two days or all three ...

Day One	Lessons from the Masters – Composition
Day Two	Lessons from the Masters – Portraits
Day Three	Lessons from the Masters – Colour

Most supplies are included, so you only have to bring a couple of things. Guaranteed to be educational, experimental and entertaining. Linda Sharp's fun approach to making art is aimed at finding out what you do really well!!

DATE: 3 Saturdays - Feb. 12, Mar. 5, Mar. 12, 2011
** NOTE DATE CHANGES**
TIME: 9:30 a.m. to 3:00 p.m.
PLACE: St. Agnes Church, 530 East 12th, off Grand Blvd.
COST: \$60.00 / day (\$35.00 workshop fee + \$25.00 kit fee)

***Registration will continue at the November meeting so check your calendar and bring your cheque book as these workshops will fill up very quickly. Post date cheques to February 1, 2011.

Upcoming Workshops (Continued)

COMING IN THE SPRING OF 2011

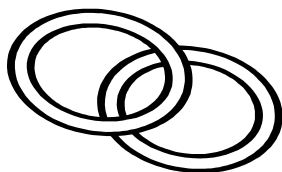
TURNING LEAVES with Bonnie Hwang



Bonnie's love of Modern Art and love of nature has greatly influenced her quilting and can be seen through her incredible use of colour and distinctive designs.

The freehand cut curve technique produces an inimitable freeform leaf design. The offset contrasting background adds a dynamic quality to the wall hanging. Slender stems that separate the coordinating leaf fabrics add an additional challenge taking this quilt from a beginner to an intermediate level.

DATE: Saturday, April 2, 2011
PLACE: St. Agnes Church, 530 East, 12th, North Vancouver
TIME: 10:00 a.m. to 4:30 p.m.
COST: \$50.00 (includes \$10.00 pattern fee)



DOUBLE WEDDING RINGS with Bonnie Hwang

If you expressed a desire (in the September workshop questionnaire) to learn how to do curved seams, here's your chance to learn a new skill.

DATE: Saturday, May 7, 2011
PLACE: St. Agnes Church, 530 East 12th, North Vancouver
TIME: 10:00 a.m. to 4:30 p.m.
COST: \$50.00 (includes \$10.00 pattern fee)

***Registration for both these workshops will begin at the January guild meeting so bring your cheque book to guarantee a space in these popular workshops.

Workshop Cancellation Policy:

- If a class overfills on the first night of registration, there will be a lottery.
- If a class does not fill on the first night of registration, the workshop committee will decide if the class will go ahead.
- If a class does go ahead all those registered on the first night would be guaranteed a spot. Further registrations would be collected on a first come basis.
- In other words, if you really want to attend a workshop make sure you get your cheque into the workshop committee in person, by mail or with a friend by the first night of registration.




IMPORTANT NEWS FROM THE LIBRARY

The library for the November Sewing Room Sale will not be open as per usual due to space restrictions. If any Guild member wants a specific book we ask that you email the librarians with your request by Monday, November 29th and we will have your book(s) out and ready for you. We will of course be taking returns. The books and magazines that we removed from the library during the summer will be on sale at the November meeting. Thanks again to all our volunteers for all your help.

Cathy and Pamela

From your Programme Committee



I hope everyone enjoyed the presentations from Helen and Bonnie. Thanks to Joan Herrin for booking these presenters. I'm looking forward to seeing some wonderful "Show and Tell" following their workshops.

Wow! There were four completed Preemie quilts returned during the October meeting! And some scraps! Leslie Chatelain has grabbed them up and is busy already making them into yet another Preemie quilt. If you have scraps, you can return them to us or feel free to acknowledge your creative juices and create another Preemie quilt using your own scraps.

There will be more Preemie Kits available at the November meeting. We will be set up in the front foyer to sign them out and to collect any more completed quilts. Feel free to hang on to them until after Show and Tell!

The November **Sewing Room Sale** promises to be exciting! We have eighteen tables booked so far, including two for the Library and one for Community Quilts. There is the possibility of two or three non-members setting up their wares too! We have a lot of donated items for sale at the Community Quilts table, so be sure to come and find some great treasures.

The Block of the Month for October had eleven participants, with a new member being thrilled to win the blocks. I made three more and whipped up a quick table-runner for my son and daughter-in-law. Easy! I already had the fabrics out!

This month's Block of the Month, with Christmas around the corner, uses the colours green and gold. For this month, you can substitute red for green and make your block using reds and golds. The instructions are included at the end of the newsletter, for those who do not use email.

We're hoping for all the November and December birthday babes to bring us a goodie or two to nibble on while we seek sewing room treasures at the sale.

The January programme will be a Ricky Tims presentation on Machine Quilting via a DVD. Finally ... some tips on quilting other than stitch-in-the-ditch, outline, stippling and tying! We all need encouragement to quilt "outside our comfort zone". This may be the answer.

See you at the Sewing Room Sale! (Bring your grocery money!!)

P.S. If you have ideas for Programme for next Spring and Fall, don't hesitate to email me ... ethody@shaw.ca. I am open to suggestions and contacts.

Threadtales Machine Quilting

Long Arm Quilting Services



Wendy Margerm

624 Colborne Street
New Westminster, BC

Phone: 604-523-6891

Cell: 604-218-6804

Email: threadtalesquilting@gmail.com



See our new
Block-of-the-Month

Cinnia

Great classes ~ basics to advanced.
Fabric collections for the modern
quilter! Original projects ~
quick & easy, intricate, small or
large . . . visit us and be inspired!



THE CLOTH SHOP

4415 West 10th Avenue

Vancouver

604-.224.1325 1.877.224.1325

Other Quilters' Guilds' Websites

Canadian Quilters' Association

www.canadianquilter.com

Canadian quilters and quilt lovers are welcome. Links, resources and messageboards.

Richmond Area Quilters Guild

www.richmondareaquiltersguild.com

Richmond, BC quilting guild

Boundary Bay Quilters Guild

www.boundarybayquiltersguild.ca Boundary Bay, BC, quilting group.

Campbell River Friendship Quilter's Guild

www.crfriendshipquiltguild.com

Meets twice a month September through June at the Campbell River Community Centre. Campbell River, BC.

Parksville Quilt House Quilters' Guild

www.parksvillequiltthousequilters.com

Formed in 1979 and located in Coombs, on Vancouver Island. Provides meeting schedules and information.

Victoria Quilters' Guild

www.victoriaquiltersguild.org

To promote quilting in Victoria, BC.

Langley Quilters' Guild

www.langleyquiltersguild.com

A circle of friends meeting to share and promote the love of quilting by inspiring, and being inspired by, the art, techniques and knowledge of textiles in quilting. Langley, BC.

Squamish Valley Quilters' Guild

www.members.shaw.ca/squamishvalleyquiltersguild/

Timberlane Quilters' Guild

www.members.shaw.ca/timberlanequilters Group located in Powell River, BC

Nanaimo Quilters' Guild

www.islandquilters.ca

Meets every 3rd Wednesday of the month at Brechin United Church. Nanaimo, BC

Chilliwack Quilters' Guild

www.members.shaw.ca/chilliwackquiltersguild/

Meets 3rd Tuesday of month September-June. Chilliwack, BC

Fraser Valley Quilters' Guild

<http://members.tripod.com/~FVQG/>

Quilting enthusiasts in southwest BC

dedicated to promoting the craft of creating quilts. Meeting in Delta, BC

Pacific Quiltworks

<http://www.channels.net/~quiltart/index.html> Formerly the Western Canadian Art Quilters' Co-operative.

EuroTech
Sewing Machine Repair

ALL DOMESTIC SEWING MACHINES & SERGERS
FORMER ALBEE'S SEWING CENTRE TECHNICIAN

Factory trained by

PFAFF

HUSQVARNA

BERNINA

ELNA

Wei Hin Ng

Service Technician

t: 604.568.1238

w: www.eurotechsewrepair.ca



Serving the Vancouver area since 1989

Quilter's Dream Fabrics
The Largest Selection of Asian and Batik Quilting Cottons in the Lower Mainland!

Asian Fabrics

- Robert Kaufman • Kona Bay • Hoffman.
- Prints, panels & mixers.

Bali Batiks

- Hoffman • Robert Kaufman • Moda.
- Island Batiks.

Notions & Other Supplies

- Patterns & sample quilts.
- 110" wide backing.
- Threads for piecing & quilting.
- Batting - Heirloom wool, Arctic cotton & bamboo, Warm 'n Natural cotton, Winline 100% bamboo.

A home-based, retirement business - Come Visit!
Studio Open
 Saturday 10 - 4 or by appointment.

www.quiltersdreamfabrics.com
 604.250.8698
 2726 W 38th Ave, Vancouver, BC


CAROLA'S QUILT SHOP
& THREAD COMPANY

1000's of Bolts of Cotton Fabrics
Aurifil Piecing & Quilting Thread
 Take a Day Trip to the Sunshine Coast
 With a car full of your quilting friends and
 receive a 15% discount (plus more!)

The Candy Store for Quilters and Fibre Artists
 Blog: www.carola-thread.blogspot.com
604.886.1245
Toll Free: 1 .877.886.0033
info@carola.ca
www.carola.ca

7 -1161 Sunshine Coast Highway
 Gibsons B.C. V0N 1V4

Let's go SHOPPING!!



Creative Edge Quilting & Sewing

North Vancouver's quilting store has just gotten bigger!


Come see our larger store just two doors down.

Featuring Hoffman batiks, South African hand-dyed fabrics & African embroideries. A large selection of Australian embroidery, quilting & stuffie patterns.

New Free Spirit & Kaffe Fasset fabrics just arrived!

We stock locally hand-dyed wool felt & patterns from local designers.

Tues to Sat 10-5. Sun 12-4.
 2065 Old Dollarton Rd., North Vancouver,
 B.C. 604-982-0088 creativeedge@telus.net



Upcoming Guild Events: Mark your calendars!

WHEN WHAT

NOVEMBER:

Sat., Nov. 20 Krista Hennebury workshop
Tues., Nov. 23 Guild meeting - Sewing room sale

DECEMBER:

Sat., Dec. 4 COPS DAY, St. Catherine's

JANUARY:

Mon., Jan. 3 Executive meeting
Mon., Jan. 25 Guild meeting

COPS* Dates in 2011

Our COPS coordinator is hard at work finding locations for our new year dates. Stay tuned - we will inform you especially of the January date and location as soon as details have been finalized.

C.O.P.S. (Creative Ongoing Process Session):
Everyone welcome... new members, long-time members, friends, everyone!

COMMUNITY QUILTS

Quilt Size Reminder (Measurements in inches)

Wee Baby: 16 x 20 OR 18 x 24
(Anne Pelton for BC Women's Hospital)
Baby: 36 x 40
Child / Lap: 42 x 54
Twin: 54 x 72
(Rosalind Knight for Community Quilts)

Don't forget to bring these to each monthly Guild Meeting:



Name Tag,
Dayplanner
(to record dates),
Show & Tell,
Cheques for workshops
and membership dues,
Library books,
Membership Card,
Mug!

Thanks to Renata Doerfert for sending me a wonderful collection of quilting tips! Watch for more in future newsletters.

From the Lions Gate Quilters' Guild Album of Quilts Show 2004, Education Committee Quilting Tips 2004

1. Make an extra block when piecing a quilt or wall-hanging. Using a fine-line permanent marker, add your name and date to the block, then stitch it to the backside of the quilt for a personalized label. Framing this label with leftover binding further blends the label to the quilt.
2. After positioning your blocks on a design wall, stand back, facing away from the arrangement, and look at the quilt with a mirror. This gives a different perspective and may show placement errors.
3. Sewing needles are "punched" in manufacturing; therefore, there is a right and wrong side to the eye. When its difficult to thread from one side, remember to rotate the needle.
4. When quilting a border or hand stitching binding, start in the middle of a short side. Then when you finally round that fourth corner, there is only half of a short side left!
5. If your thimble tends to slip off while you're stitching, dampen your finger slightly before putting it on.

OTHER EVENTS:

Nov. 19 to Dec. 19, The Ferry Building Gallery's annual show and sale of artisan works and "giftable" art, 1414 Argyle Ave, West Vancouver, 10 am - 6pm, Tuesday through Sunday, 8pm Fridays.

Textile Art Exhibit (see Poster at Guild Meeting)
Thursday - Sunday Dec. 2-5

During market hours at the new River Market at Westminster Quay

All proceeds to the Stephen Lewis Foundation's Grandmothers to Grandmothers Campaign

For more info contact hilgogo@gmail.com or www.rivermarket.ca

August 8th to the 13th, 2011

London International Quilt Festival

London Convention Festival

300 York St., London ON M6B 1P8

Mon. - Thurs. 10am to 5pm, Fri. 10 am to 9 pm

Sat. 10am to 5pm



CQA Update from Coastal Rep Barb Round

The video mentioned below on mitered binding for odd angles is quite useful. The sender is right on - those Christmas projects like tree skirts and decorative table runners often are non-rectangular shapes.

"I just wanted to let you know that I came across some very useful information on mitered binding for angles other than 90°. I've posted the information on the store blog, which you can find at: <http://alongcamequilting.wordpress.com/>. "

Also from CQA -- Good thought for Remembrance Day!

There is a new song and video out honouring our "Canadian Soldiers". It's fantastic and it's all CANADIAN! Just type the following in your browser; wesaluteourheroes.ca (or click on it)

Lezley Zwaal, Founder, **Quilts of Valour - Canada**
www.QuiltsOfValour.ca
<mailto:QoV@QuiltsOfValour.ca>
780-983-3210



"Pillows for the Homeless"

Size? Aproximately 18" x 18". Or check out previous newsletters for more details.

Last meeting before Christmas! Myra Frampton and Louise Bovet will deliver.

Membership Report

by Katie Schiebler, Membership Coordinator

"What a fantastic turnout at the last meeting! We had quite a few members visiting from the Seymour guild and Grouse Mountain guild too! Our membership currently stands at 183, which includes our two newest members Fran McNichol and Janet Kemper. Welcome!"
Membership door prizes won by Joan Jamieson, Elaine Hunter and Catherine Morgan

Happy quilting!
Katie Schiebler
Membership Coordinator

Name Tags – Remember to bring your name tag with you. If you forget it I will have sticky tags for a donation of 25 cents .

Our Guild Membership Renewal Form is available on our website at: www.lionsgatequiltersguild.com

Did you know?????

LGQG members can advertise **FREE** in this newsletter once each year, so if you have something to sell something you'd like to find, send in a small business-card sized ad to our newsletter editor for whatever month you wish to advertise. This offer is only available to current members.



Election time!!

It's that time again when we must start thinking about elections which are coming up in February 2011. The Positions that will be open are listed below (for more detailed description of each position, please refer to your LGQG By-Laws).

President: This person is responsible for managing the Guild. The President prepares agendas for and presides at Directors' and General meetings, receives communications from members and the public, and prepares a report for each issue of the newsletter.

Vice-President: This person assumes the duties of the President in her/his absence. Note – this will be a one year term this time only.

Secretary: This person is responsible for keeping minutes of all meetings. She/he also prepares correspondence and notices according to the Directors' instructions.

Membership Coordinator: This person collects dues, provides information to new members and maintains the membership list.

Member-At-Large: The two Members-at-large (one is elected each year) provide another communication channel to the executive. Responsibilities include greeting people at the door for meetings and coordinating "show and tell"

Please consider letting your name stand for one of these positions.

The nominating Committee will be phoning members over the next month --if you already know the position you would like to run for, or if you have a friend you would like to nominate (with her/his permission of course), please call Karen or Suzan.

Karen Munro 604-988-4072
Suzan Gauthier Kolker 604-924-9860

From Dianne Ritter

Quilters! Have you ever spent hours, days or weeks looking for more of that special piece of fabric you need in order to complete your project?

Well now there is a website that can help! <http://www.findmyfabric.com/> is a new site where you can search for a specific fabric.

For example I have a Kaffe Fasset print "Asian Circles" that I used in my mystery quilt. I enter "Asian Circles" in the search field and press enter. Up comes a number of pictures of the fabric in different colour ways. I click on the colour way that I am looking for, in this case orange, and up comes the information about the on-line store that has that fabric. Canton Village Quilt Works has the fabric I am looking for and has a 5 star rating. I click on the link and am taken to their website where I can place my order. How easy is that?!!

But wait you say, what if I don't know the name of the fabric? No problem. Take a picture of your fabric, upload it to the site using the camera icon and the search is on!

There is even a rating option so you can rate the service you receive. Isn't technology grand? Of course the drawback is that "I just can't find fabric to complete this project" may no longer be an excuse for that UFO/COP languishing in your sewing studio!!

Yours in Quilting,
Dianne



Words of Wisdom

"I long to accomplish a great and noble task, but it is my chief duty to accomplish small tasks as if they were great and noble."

- **Helen Keller**

"How far that little candle throws his beams!
So shines a good deed in a naughty world."

- **William Shakespeare**



Notice Board

If you have any concerns, comments or suggestions which you would like addressed at an executive meeting, please submit them to any one of the executive in writing or by email.

NOTE FROM YOUR ED!

I welcome contributions—anything of interest to quilters!—to the newsletter, especially members' accomplishments, photos welcome.
newsletter@lionsgatequiltersguild.com

MEMBERS AT LARGE

Do you know a member who is ill or otherwise needs cheering up? If so, please give the information to Members-at-Large, Suzan Gauthier-Kolker or Karen Munro (or any other executive member) to have a card sent from the Guild.

As you know, elections are coming in February. At the November meeting, we hope to hear from a few of our members who will submit their candidature for the positions described on Page 9.

Please get involved and volunteer! Without an Executive, our Guild cannot exist. Come see Karen or Suzan at the 50/50 table at the November meeting. Thank you!

ADVERTISING RATES

Business Card Size:	Quarter Page:
\$8 per issue	\$16 per issue

DEADLINE: 1st of each month.

Call Helen at (604) 985-7971 to book an ad, discuss a layout or make an inquiry.

YOUR 2010 EXECUTIVE

President:..... Carol Piercy
 e-mail: president@lionsgatequiltersguild.com
Vice President: Krista Hennebury
 e-mail: vicepresident@lionsgatequiltersguild.com
Secretary: Anne Pelton
Treasurer: Bena Luxton
Program: Elaine Thody (Chair)
Newsletter Editor:..... Helen Jorgensen
 e-mail: newsletter@lionsgatequiltersguild.com
Librarians: Cathy Jamieson and
 Pamela Pellegrini
 e-mail: librarian@lionsgatequiltersguild.com
Membership: Katie Schiebler
 e-mail: membership@lionsgatequiltersguild.com
Members-at-Large: Susan Gauthier-Kolker
 Karen Munro
Workshop Coordinator: Joan Herrin
 e-mail: workshops@lionsgatequiltersguild.com

OTHER POSITIONS

Fall Seminar Coordinator:.....(Vacant)
Community Quilts Coordinator:.....Rosalind Knight
CQA Liaison:.....Dorothy Porter
 email: CQAContact@lionsgatequiltersguild.com
Spring Retreat Coordinator:Marg Marlow
Quilt Show Coordinator:Dianne Ritter
Rebecca Skiffington

GUILD MEETINGS

Are held on the 4th Tuesday of each month

At St Andrews and St Stephens
 corner of 27th St and Chesterfield

Next Guild Meeting:
 November 23 at 7:30pm

Next Executive meeting:
 Monday, January 3rd at 7:30pm

Lions Gate Quilters' Guild
 PO Box 54194, Lonsdale West PO,
 North Vancouver, BC V7M 3L5

LGQG Web Site: www.lionsgatequiltersguild.com