



Lions Gate Quilters' Guild

May 2010

From Your President:

First of all, a BIG THANK YOU to Leslie Chatelain, Kathleen Cosgrove and Elaine Thody for volunteering to be the Program Committee for the next two years! I missed the executive meeting, but I hear they have lots of great ideas. Make sure you check out the program section of the newsletter to see what's in store for us this month (and at very short notice too!). Of course we want to see what everyone did at Esterita's workshops as well - I really enjoyed her presentation and am sure the workshops were lots of fun.

We have not received a very large response from the Fall Seminar questionnaires, so will give you another chance to contribute your thoughts at the May guild meeting.

The Quilt Show is almost here - I'm so excited! (Not to mention a bit nervous as it's the first time in a new venue and what if my floor plan just does not work ????) The photos look beautiful, of course and the hanging crew will do their best to show them all to their best advantage! With asking for three quilts from everyone, we have too many quilts to hang. All "A"s and "B"s will hang, along with some "C"s. I will contact everyone whose "C" quilt will NOT be hung. If you do not hear from me, that means we expect your quilt to arrive at the quilt drop off on the Wednesday evening! Please make sure you let us know if, as the time draws nearer, it becomes obvious your quilt will not be finished - that way we can include a quilt from the waitlist.

Until the big show - happy quilting!

Carol

ALBUM OF QUILTS 2010

Less than a month to go before the show and I have just sent off one of my quilts for quilting - whew! Of course I still have one in the sewing machine but what is life without the thrill of a deadline and a lack of quilting time?

Here are a few reminders:

From our Quilt Registrar - Elaine Fjoser

1. Drop off is Wednesday night June 9th from 6:30-8:00pm at Delbrook
2. Pick up is SATURDAY night June 12th from 6-7pm. at Delbrook.

This information is on the Registration Rules and Information Sheet which can be found on our website.

3. Also a reminder to contact me as soon as you decide that your quilt will not be ready for the show and needs to be withdrawn!

From our Publicity Coordinator - Krista Hennebury

Thanks to everyone who took a colour poster, book marks and show signs at the April meeting. Now is the time to get those posters up in your community. Please don't let them sit on your kitchen counter - make sure they are posted at a rec centre, library, coffee shop, grocery store, seniors centre, school or business.

More lawn signs and frames will be available at the May meeting. If you cannot make the meeting but would like one or more, please ask a friend to pick them up for you, or email vicepresident@lionsgatequiltersguild.com and I can deliver them to you (on the north shore only). If you have a friend or family member that lives on a busy street, consider asking their permission to place a lawn sign in front of their house. If there are any posters remaining, I will bring them in May as well.

Don't forget to spread the word via email to your friends, family and colleagues. I was so surprised at who came to our last show based on an invitation I emailed - don't be shy, invite everyone!

Continued on Page 3.....

Important Notice: This newsletter is for the sole use of the members of the Lions Gate Quilters' Guild. Reproduction of any items, in whole or part, is strictly prohibited. From the Executive of the Lions Gate Quilters' Guild.

Upcoming Workshops

By Joan Herrin, Workshop Coordinator

‘QUILT SLEEVE’ Refresher:

Over the past couple of quilt shows we have noticed that many of you have had some difficulties with the size and the attachment of the quilt sleeves which are used to hang your quilt in the quilt show.

There is still time to get some help with the finishing details of your quilts for our upcoming ‘Quilt Show’. Both Krista or Carol are more than willing to offer their assistance and take a moment to review with you how to attach a quilt sleeve.

A sleeve that is well attached and is the correct size is a huge bonus for those who work so hard to make our quilt show look well turned out.

Carol or Krista will be available at the meeting day ‘Drop In’:

Date: Tuesday, May 25, 2010

Time: 11:00 a.m.

Place: St. Andrews and St. Stephens Church, corner of 27th and Chesterfield

COMING IN THE FALL OF 2010

TUMBLING MAPLE LEAVES

with Dianne Stevenson

DIANNE STEVENSON is one of our well known local instructors and she will be teaching “Tumbling Maple Leaves”. This is a 20” x 46” table runner which shows how ‘fabric manipulation makes traditional leaves dance in the wind’. Check out her website

www.blackcrowquilt designs.com

Date: Saturday, October 16, 2010

Place: St. Agnes Church, 530 East 12th,
North Vancouver

Time: 9:30 a.m. to 4:00 p.m.

Cost: \$40.00 (includes the \$12.00 kit fee)

Registration will begin at the May meeting. Don’t forget to check your calendar and bring your cheque book!!



FUJI WA

with Helen Fujiki



HELEN FUJIKI is from Toronto and will be passing through Vancouver enroute to Japan but will be stopping long enough to present, at our October Guild meeting, a one hour movie of her textile tour of Japan and the Tokyo Quilt Show. Helen’s presentation is titled “Japan Through the Eye of a Quilter”.

Helen works with Japanese fabrics and includes many panel fabrics in her designs. We are offering two one-day workshops called ‘Fuji Wa’. Helen says that ‘Fuji Wa’ is “my style of combining patchwork, panels, and applique (Broderie Perse and conventional machine and hand applique) to create Asian inspired hangings. ... Every project is individual”.

Date: Tuesday, October 26, 2010

Place: St. Andrew’s and St. Stephen’s Church, corner of 27th and Chesterfield, North Vancouver

Time: 9:15 a.m. to 3:30 p.m.

Cost: \$60.00

Date: Wednesday, October 27, 2010

Place: St. Agnes Church, 530 East 12th, North Vancouver

Time: 9:15 a.m. to 3:30 p.m.

Cost: \$60.00

***Registration will continue at the May meeting. Please bring your cheque book as the registration fee is due upon sign-up and is non-refundable. Cheques need to be postdated to October 20th.

Check out her website

http://www.helenfujiki.com/Fuji_Wa_Quilting/Welcome.htmlat

See Workshop Cancellation Policy on Page 3.....

Workshop Cancellation Policy

If a class overfills on the first night of registration, there will be a lottery.

If a class does not fill on the first night of registration, the workshop committee will decide if the class will go ahead.

If a class does go ahead all those registered on the first night would be guaranteed a spot. Further registrations would be collected on a first come basis.

In other words, if you really want to attend a workshop make sure you get your cheque into the workshop committee in person, by mail or with a friend by the first night of registration.

Raffle Quilt - Tickets

Just a final reminder asking everyone to buy a book of 15 raffle tickets for \$25 at the next guild meeting. Sell them to your friends and family - it only takes 5 people buying 3 tickets for \$5 and you have sold your book and have your money back!

It is great advertising for our quilt show - the dates and location are on each ticket.

Pictures of the two raffle quilts are on our guild website and there are some prints available when you buy your tickets.

All proceeds go to Community Quilts to fund fabrics and batting for the quilts we make that go to Evergreen House, Sage House, Lookout Northshore Shelter and the new North Shore Hospice to name just some of the recipients of our quilts.

The response to the quilts and ticket sales is very enthusiastic - let's keep this rolling!

Be sure to turn in the stubs from your raffle ticket sales - they must be in the draw box in order to win on June 12 !
- Linda Heese

Album of Quilts.....Continued from Page 1.....

From our Boutique Coordinators – Lorna Ruelle and Marilyn Sewell

The boutique needs plastic shopping bags. If you have some that you can contribute please bring them to the May meeting. For Boutique forms please go to our guild website to print them off or refer to previous newsletters. See more Boutique info elsewhere in this newsletter.

From our Volunteer Coordinator – Vicky Digby

If you haven't already submitted your volunteer form you can print one off of our guild website and submit it at the May meeting or mail it to me via the guild address or my home address as given on your membership list. As noted at our last guild meeting, members are expected to volunteer at the show and for each 2 hour shift you complete your name will be entered in a draw for a prize.

From our Education Coordinator – Jo Ann Lee

Celebrating our 10th Album of Quilts - If you have items from previous guild challenges, fall seminars, ribbon winning quilts from our shows or quilting magazines, books tools etc from 20 or so years ago (1990) that you would be willing to loan to education for the show please contact Jo Ann.

From 7 to 8 PM on Friday the 11th the gallery is open to members only. If you would like time to enjoy the quilts without the massive crowds (fingers crossed!!) that would be the time to come. I am excited about our new venue, our 10th Anniversary, our fabulous merchant mall, our tea room and most especially the amazing quilts that you have created. This is going to be a wonderful show so invite everyone you know and even those you don't to come and share in the beauty created by our hands and hearts.

Dianne Ritter

Quilt Show Coordinator



MAY PROGRAMME EVENT

YOUR NEW PROGRAMME COMMITTEE

INVITES YOU
TO
JOIN IN A SPECIAL

“SHOW AND TELL”
featuring

**TEXTILE PROJECTS
WEARABLES
AND
ACCESSORIES**

It's time to Strut Your Stuff...

Whether it is Sewn,
Knit,
Crocheted,
or Hooked,



This is your opportunity to show off your other talents and interests...

Love it or hate it... it's time to show it off !!!

Scarves, hats, belts, purses, bags, vests, pjs, pillowcases,
Aprons, Cushions ...what have you!

COME JOIN IN THE FUN!!!!

(This activity is in addition to the regular “Show and Tell “)





FALL SEMINAR UPDATE

Thanks to the 20 guild members who returned the Fall Seminar Survey last month. Unfortunately, 20 out of 170 is not enough support for a full-blown 5-day Fall Seminar like we have put on in the past. There was some feedback from new members or those who had not volunteered in the past who would like more information about the various volunteering options, and also more information about what Fall Seminar entails. The survey is included once again in this newsletter. Please fill it out and bring along to the May meeting, or email your response to vicepresident@lionsgatequiltersguild.com (all responses will remain anonymous if you don't put your name on the form). Any and all feedback is encouraged - we need to know what members want, so please help us.

Here are some descriptions that may help you fill out your survey and also clarify the amount of work required to put on a Fall Seminar:

Fall Seminar

A bi-annual event taking place on non-quilt-show years over 5 days. Typically involving 4 to 6 out-of-town, high-profile quilting instructors who each teach 4 days worth of workshops (Thursday to Sunday). Due to their travel expenses and higher-than-average teacher fees, the workshops are more expensive than our 'regular' guild workshops that take place throughout the year. Since our show was always in late September, seminar has been held at the same time. Our show has now moved to June....should seminar move as well?

Fall Seminar Committee

Researches teachers & venues for classes. Hires teachers, chooses workshops, creates budget based on fees, travel expenses and venue costs, administers Guild Challenge, books venues, creates a slide show for guild members to introduce the classes and teachers at a guild meeting approximately 8-10 months prior to seminar, oversees angels, sells classes at guild meetings in the months leading up to Seminar, advertises Seminar to outside guilds.

Lecture

This event opens the fall seminar and takes place on a Wednesday night at a large theatre. Tickets are sold to guild members, guests and any interested general public. The lecture often features two of the Seminar instructors giving a slideshow and/or quilt trunk show. Volunteers are required to sell tickets in advance, take tickets at the door, hold up quilts on stage, introduce and thank speakers, administer door prize draw, book lecture venue, ensure A/V equipment requirements are met.

Quilt Challenge

The Fall Seminar committee holds a quilt challenge open to guild members. Themes are up to the committee and may include everyone having to use the same piece(s) of fabric in their quilt, or a style of embellishment, or simply a theme like last fall of "Self Portrait". Volunteers set the theme, sell challenge packages at guild meetings prior to seminar, collect quilts, display quilts, collect & tabulate votes, organize prizes, put on a challenge summary and prize awards at guild meeting following Fall Seminar.

Angel

A volunteer who attends a fall seminar class (typically all day) and caters to the teachers needs, as well as the students. This may include setting up tables, chairs, power bars, extension cords, handing out supplies, getting coffee/tea/food for teacher, liaising with venue staff if something is needed. Sometimes the teacher welcomes the angel to **participate, but this is not guaranteed. An angel does not pay to attend the class.**

Billet

A guild member who is able to offer a spare bedroom and bathroom and some meals to an out-of-town teacher. A small allowance is given to the billet to cover food expenses.

(Survey on Page 5 ...)

LIONS GATE QUILTERS GUILD SURVEY name (optional): _____

Are you interested in the guild continuing the Fall Seminar? Y N

What sort of topics/teacher names are you interested in?

Lecture _____

Classes _____

Are you interested in more local --- _____ or more "exotic" _____ teachers or both _____?

What is your price threshold for full-day workshops? __0-\$50, __\$50-\$100, __\$100-\$150, __\$150+

What are YOU willing to do to help out with fall seminar? (join committee: angel workshops, support lecture, run challenge quilt program, book teachers & venues, billet out of town teachers...etc)

Comments (continue on reverse if necessary):

_____**LIONS GATE QUILTERS GUILD SURVEY** name (optional): _____

Are you interested in the guild continuing the Fall Seminar? Y N

What sort of topics are you interested in for:

Lecture _____

Classes _____

Are you interested in more local --- _____ or more "exotic" _____ teachers or both _____?

What is your price threshold for full-day workshops? __0-\$50, __\$50-\$100, __\$100-\$150, __\$150+

What are you willing to do to help out with fall seminar? (join committee, angel workshops, support lecture, run challenge quilt program, book teachers & venues, billet out of town teachers...etc)

Comments (continue on reverse if necessary):

Take a trip ...



To Quadra Island

The Quadra Island Quilters' Guild will be holding their annual Quilt and Garden Tour on June 26 and 27.

This tour, entitled *Flora and Fabric*, will include twelve gardens, six with quilts, plus a quilt craft boutique. There will be a wide variety of gardens and quilts on the tour, reflecting the strong blend of practical and artistic skills found on Quadra. The gardens range from the south to the north end of the island. The cost of the tour is \$12.00 and tickets are available at a number of locations including the Campbell River Tourist Information Center and the Quadra Island Tourist Information Booth.

Take a look at Page 8!....

Now isn't this what we hope to see more of in our newsletter?? Guild member Martin Meissner has kindly submitted this article with wonderful graphics to show his design format and creative process for one of his quilts. It's fascinating and we do appreciate his time and consideration in preparing such an easy-to-read article.

Thank you, Martin!

Now, there are many more members out there who have their very own creative processes to tell us about. Don't be shy! We are a captive audience and we joined our guild for fellowship, friendship and always to learn.

Contact me any time at:

newsletter@lionsgatequiltersguild.com

Thanks in advance! Helen

***BORDERS, BINDINGS AND SLEEVES
REFRESHER***

Come join Carol and Krista at meeting day drop-in session— 11:00 a.m., start (demo at 2:00 p.m.) St. Andrew's and St. Stephen's Church.

Bring your quilt and your machine!

FREE

Your Sunday Best Historical Fashion Show

Saturday, September 25th, 2010 2:00-4:30pm
St Martin's Church Hall.

Wear your favourite hat and join well known local personality and fashion historian, Ivan Sayers as he takes us on a nostalgic journey of what people wore to church featuring fashions primarily from the 1910s to about 1960. An interesting and prolific speaker, Ivan will entertain us with anecdotes and fashion trivia. Enjoy a sumptuous afternoon tea including bit sized sandwiches, homemade scones with Devonshire cream and luscious cakes and sweets. All this complete with plenty of hot cups of tea to soothe and satisfy the hungry palate. Tickets for an entertaining afternoon of food and fashion: Adults \$25.00 Students and seniors 65+ \$20.00. Contact Margaret Duckham (LGQG) for more.

Huge Fabric Sale !

Sat. May 29th, 8am - 12pm.

1383 Mill St. Lynn Valley.

Quality cloth.

Prices at 80% OFF original retail.

Also, private showing by appt.

778-989-6278

noelspriggs@gmail.com

Quilt Show Committee

If you have questions or would like to volunteer please don't hesitate to speak to one of the following committee members:

Dianne Ritter:	Quilt Show Coordinator
Rebecca Skiffington:	Co-Coordinator/Treasurer
Pam Cave:	Merchant Mall Coordinator
Carol Piercy:	Hanging Coordinator
Jo Ann Lee:	Education Coordinator
Krista Hennebury:	Publicity Coordinator
Vicky Digby:	Volunteer Coordinator
Elaine Fjoser:	Registration Coordinator
Lorna Ruelle & Marilyn Sewell:	Boutique Coordinators

Membership Report

by Katie Schiebler, Membership Coordinator

Dear Members,
The Guild currently has 170 members.
I still have many membership cards and tickets to the quilt show ready to be picked up at the membership table. If you have not picked up your membership card and the 4 tickets you paid for with your membership dues please come see me, or make arrangements to have them picked up for you.

To the members who have had problems receiving the newsletter via e-mail please e-mail me at membership@lionsgatequiltersguild.com from the e-mail address you would like the notification sent to. I'm hoping this will be the creative solution I have been looking for to ensure I have the correct e-mail address for you and you will never miss a guild newsletter again! Thank you for your patience.

Happy quilting!

Name Tags – Remember to bring your name tag with you. If you forget it I will have sticky tags for a donation of 25 cents – so remember to bring your own.

Our Guild Membership Renewal Form is available on our website at:

JUNE COPS Day

Last one before the Show!!!

WHEN: Sat. June 5, 2010

WHERE: The Bridge Community Church
515 W. Windsor, N.V.

COST: \$10.00 plus a plate of sweets or savouries.

*C.O.P.S. (Creative Ongoing Process Session): Everyone

Album of Quilts Boutique 2010



Firstly, I want to thank each member who let us know they were indeed making items to include in the boutique. A collective sigh has been released. The variety is inspiring and we know the quality will be exceptional.

June is a wonderful month for graduations, showers, weddings, and new babies. What do you make that would be a great gift for someone to buy at the boutique? Be inspired to participate.

Lorna Ruelle 922-5284

Marilyn Sewell 926-1489



How I designed and made my quilt.

Martin Meissner

With the "Table" command in Microsoft WORD I made a 48 by 36 grid. Each little square represented 1: inches of fabric including the seam allowance. I printed the grid and scanned it into Photoshop Elements (a nice, inexpensive program with which I revived pictures from sixty-year-old box camera negatives). I filled colours into the little squares of the grid, with the result shown in Fig.1. I started over again and produced the picture in Fig.2. I erased the little black lines inside each strip and refilled the colours into the blank spaces left from the erasure – this is why the result in Fig 3 is a little messy. With the "Text" feature of Photoshop Elements I put numbers into each of the 318 pieces.

I made a five-page table, with the seven colours (including white) across the top and the sizes down on the left. In that table I entered the numbers of all the 318 pieces.

From Sheryl Katagai at Opulence Silks & Dyes in Deep Cove I bought Dupioni silk of 23 momme weight (1 momme = 4.33 grams per square meter), a heavier silk with a nice texture, and liquid fibre-reactive dyes in royal, fuchsia, scarlet, marigold, yellow, and blue-black. I made test pieces of some dye combinations from which to choose the eventual colours. The hardest part was getting the purple right, and in the end it came out darker than I would have wanted it.

My steaming equipment works best with fabric strips up to 6 inches wide, and I worked out how the eventual strips would fit best into 6-inch-wide pieces for dyeing. I poured the dye into a 6-inch-wide plastic spinach container and laid each piece of silk in, pushing it down to soak up the dye, and then the next one. I let them sit overnight and hung the pieces up to drip dry.

For steaming I use a large pasta pot with a steaming insert. From wire mesh I made a cylinder. I sewed long pieces of doubled muslin, laid the silk pieces on the muslin and folded the muslin over. I wrapped the muslin-covered silk around the cylinder, tied it with string and covered the top with aluminum foil to prevent condensation from getting to the fabric and ruining the dye. On a hot plate I brought water to a boil in the bottom of the pot, set the insert with the cylinder into the pot, covered it, and let it steam for about 1½ hours. I hung the steamed silk pieces up to dry and washed them many times cold, warm, hot, then with TNA detergent, warm, cold, and then with a bit of vinegar. I put the pieces between layers of paper towel and then ironed them. From these larger pieces I cut the strips I needed to their exact size, most of them 1: inches wide and attached them to my design wall covered with felt.

I stitched together the parts of each long vertical strip and then stitched these strips together in groups. With wool batting inside, I quilt-stitched "in the ditch" of every third seam. For the back I used a commercially dyed dupioni silk and made the border by folding over the back. Then came the sleeve for hanging and the label.




Fig 1. First design draft

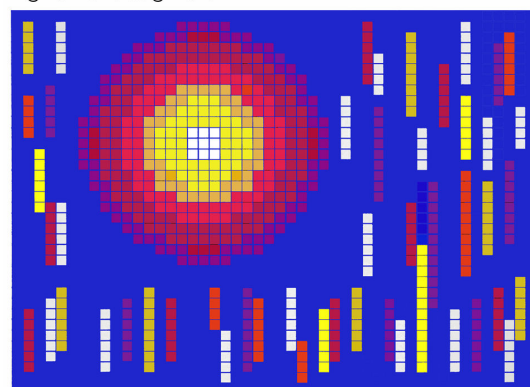


Fig 2. Second design draft

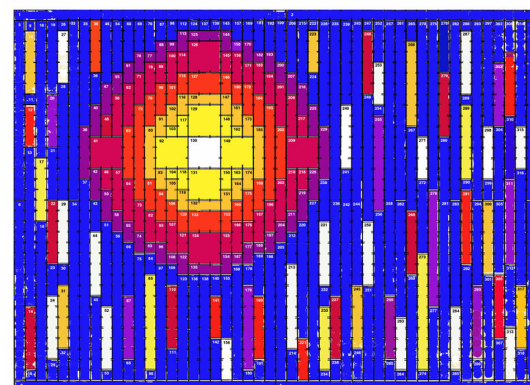


Fig 3. Numbered pieces




Fig 4. Finished quilt

REMEMBER YOUR SCRAPS:



Pillows for the Homeless

Carol sent the following instructions on how to make a simple pillow that will use up your scraps in a very GREEN way, but will nevertheless make life on the streets a little more comfortable.

Everything becomes the pillow filler and you can feel great about recycling (!) plus your pillow will be donated to the "Living Room" an outreach drop in centre in Vancouver for the homeless. They are given the pillows so that they have a soft, comfortable place to put their heads whenever they happen to bed down.

No need to use your finest quilting cotton. Upholstery fabric/samples are perfect.

Just make a pillow/cushion case - 18" x 18" is ideal however a rectangular pillow is fine, too. If you have scrap batting to line each side with, the finished pillow is that much softer.

Cut your fabric to size, with right sides together, and batting on the wrong sides, firmly stitch using 1/4" or 1/2" sa, your choice, or serge around the edge leaving an opening approx 6" long. Baste both edges of the opening open to keep it tidy.

Turn right sides out and keep by your sewing machine, instead of a waste can, to fill with all your snippets, salvages, threads, cut off batting and fabric from squaring up your quilts, etc. When your pillow is fully stuffed slip stitch the opening closed.

Bring finished pillows to any LG meeting – Carol will collect and deliver to Kim Carlson, who is looking after the program for the North Shore.

Jackee's Quiltworks

Telephone:
(604) 740-8275

Jackee Thaysen

MACHINE QUILTING • BASTING • FINISHING
CUSTOM QUILTS • RETREATS
www.quilt-lovers-guide.com

Astor Manor, EVENING MIST & Blush ~

traditional, gorgeous
and fun new fabric
collections have arrived!

Come and play!

New classes starting in March.



Visit us & be inspired!

THE CLOTH SHOP

4415 West 10th Avenue Vancouver

604-224-1325

www.theclothshop.com

EuroTech Sewing Machine Repair

ALL DOMESTIC SEWING MACHINES & SERGERS
FORMER ALBEE'S SEWING CENTRE TECHNICIAN

Factory trained by

PFAFF
BERNINA

HUSQVARNA
ELNA

Wei Hin Ng

Service Technician

t: 604.568.1238

w: www.eurotechsewrepair.ca



Serving the Vancouver area since 1989



Sew Much Summer Fun at the APWQ Symposium! August 12-15, 2010

2. days of quilting workshops at
the Evergreen State College in Olympia, WA

**Come be inspired by these world-class national &
international instructors:**

David Taylor, Jeanette DeNicolis-Meyer, Nancy Prince,
Irena Bluhm, Susan Purney Mark, Daphne Greig,
Cathie Hoover, Cindy Needham, Sherry Rogers-
Harrison, Barbara Shapel, Annie Unrein, Carol Bauer,
Sarah Kaufman, Bonnie Sabel and Becky Scellato

Pack up your sewing machine and come quilt

'til you wilt!

**Don't you deserve to treat yourself to a weekend of fiber,
friends and fun?!**

Just imagine . . .

- E Sleeping in your own single-occupancy room in Evergreen's unique apartment style dorm suites.
- E Having no worries about planning or fixing meals and of course no dishes to wash! All meals are prepared and served in the campus cafeteria and naturally you could bring extra chocolate if that is your vice!
- E Free internet access for those who need to keep connected.
- E Exploring 1,000 acres of coastal temperate rainforest on the Evergreen campus.
- E Enjoying optional evening events which will entertain, educate and enlighten you.
- E Sewing in your jammies until dawn breaks for the night owls among you. An after hours/after class sewing area will be available.
- E Hurry, classes are filling fast! You can check on current class status by emailing elizabeth@apwq.org.

Registration forms are available online at www.apwq.org

Don't miss out on all the good times we have planned.

See you there!

APWQ

PO Box 873475

Vancouver, Washington 98687

Tel: (253) 778-6155 Email: info@apwq.org

Other Quilters' Guilds' Websites

Canadian Quilters' Association

www.canadianquilter.com

Canadian quilters and quilt lovers are welcome. Links, resources and messageboards.

Richmond Area Quilters Guild

www.richmondareaquiltersguild.com

Richmond, BC quilting guild

Boundary Bay Quilters Guild

www.boundarybayquiltersguild.ca Boundary Bay, BC, quilting group.

Campbell River Friendship Quilter's Guild

www.crfriendshipquiltguild.com

Meets twice a month September through June at the Campbell River Community Centre. Campbell River, BC.

Parksville Quilt House Quilters' Guild

www.parksvillequiltthousequilters.com

Formed in 1979 and located in Coombs, on Vancouver Island. Provides meeting schedules and information.

Victoria Quilters' Guild

www.victoriaquiltersguild.org

To promote quilting in Victoria, BC.

Langley Quilters' Guild

www.langleyquiltersguild.com

A circle of friends meeting to share and promote the love of quilting by inspiring, and being inspired by, the art, techniques and knowledge of textiles in quilting. Langley, BC.

Squamish Valley Quilters' Guild

www.members.shaw.ca/squamishvalleyquiltersguild/

Timberlane Quilters' Guild

www.members.shaw.ca/timberlanequilters Group located in Powell River, BC

Nanaimo Quilters' Guild

www.islandquilters.ca

Meets every 3rd Wednesday of the month at Brechin United Church. Nanaimo, BC

Chilliwack Quilters' Guild

www.members.shaw.ca/chilliwackquiltersguild/

Meets 3rd Tuesday of month September-June. Chilliwack, BC

Fraser Valley Quilters' Guild

<http://members.tripod.com/~FVQG/>

Quilting enthusiasts in southwest BC

dedicated to promoting the craft of creating quilts. Meeting in Delta, BC

Pacific Quiltworks

<http://www.channels.net/~quiltart/index.html> Formerly the

Western Canadian Art Quilters' Co-operative.

Let's go SHOPPING!!

Quilter's Dream Fabrics

ASIAN AND BATIK FABRICS

Lorna Shapiro

604.250.8698

www.quiltersdreamfabrics.com

fabric parties for fabric lovers



Come visit!

2726 West 38th Ave in Vancouver

Open House: Tuesdays 6-9PM, Saturday 10AM-2PM



**CAROLA'S
QUILT SHOP**
A THREAD COMPANY

1000's of Bolts of Cotton Fabrics

Aurifil Piecing & Quilting Thread

Take a Day Trip to the Sunshine Coast
With a car full of your quilting friends and
receive a 15% discount (plus more!)

The Candy Store for Quilters and Fibre Artists

604.886.1245

Toll Free: 1 .877.886.0033

info@carola.ca

www.carola.ca

7 -1161 Sunshine Coast Highway
Gibsons B.C. V0N 1V4



Creative Edge Quilting & Sewing

Second Anniversary Sale!

New large Selection of 50% off fabrics!

20% off most fabrics !

15% off batting

Check out our new Soy batting!

Starting Thursday April 22nd to Monday May 9th

A new shipment of one of a kind hand-dyed, sun printed South African fabrics in stock now! (Not subject to sale).

2055 Old Dollarton Rd., North Vancouver, B.C. 604-982-0088

Tuesday to Saturday 10-5. Sunday 12-4.

Closed Mondays and Public Holidays

Upcoming Guild Events:

Mark your calendars!

WHEN

WHAT

MAY

Tues May 25	Meeting Day Drop In (in meeting hall)
Tues May 25	Guild Meeting - any extra show lawn signs, posters, flyers handed out
Mon. May 31	Executive Meeting

JUNE

Thurs. June 3	Newsletter deadline
Sat. June 5	COPS Day
Wed June 9	quilt drop-off 6:30 - 8:00 pm
Thurs June 10	show set up
Fri June 11	Album of Quilts
Sat June 12	Album of Quilts
Sun June 12	Lawn signs down
Tues June 22	Guild Meeting - ribbon winners show & tell
	- RETURN ALL LIBRARY MATERIALS FOR SUMMER INVENTORY

A Space to fill..... So, for all of us who still have unfinished quilts that have been entered in our Album of Quilts, here are some proverbs and other inspirations to help us reach the finish line!!

Honors and rewards fall to those who show their good qualities in action. - *Aristotle*

The biggest sin is sitting on your ass. - *Florynce Kennedy (??)*

I myself must mix with action, lest I wither by despair - *Alfred, Lord Tennyson*

The man who removes a mountain begins by carrying away small stones. - *Chinese proverb*

The beginning is half of every action. - *Greek proverb*

He who is outside the door has already a good part of his journey behind him - *Dutch proverb*

Don't forget to bring these to each monthly Guild Meeting:



Name Tag,
Dayplanner
(to record dates),
Show & Tell,
Cheques for workshops
and membership dues,
Library books,
Membership Card,
Mug!

Oct 1 & 2, The Boundary Bay Quilters Guild is celebrating their 10th Anniversary with **"...And The Stitch Goes On"** Quilt Show South Delta Recreation Centre - 1720 56th Street, Delta, BC Merchants' Mall, Refreshments, Guild Boutique, Challenge Quilts Featured Quilter, Raffle Quilts, "Sit 'n Stitch" for Charity Quilts Admission \$5 - Husbands Free Hours: Friday - 1-7 pm, Saturday 10am - 5 pm For more info: www.boundarybayquiltersguild.ca Or call Dawn Fielden @ 604 948 0692

Want to be the first to know?
Subscribe to THE MAIWA BLOG



Starting March 23rd we'll be posting the full descriptions of the Maiwa Textile Workshops. These will show up on the blog first.



Regular posts of new arrivals in the Maiwa stores: jewellery, shawls, furniture, bedding, and more.



Features on the use of natural dyes; where they come from and how to use them. History and secrets. Organic and wild fibers: what they are and why we love them.

You'll receive all of their blog postings via e-mail. You'll be the first to know about special events, fundraisers, textile auctions, new products, workshops, and lectures.

Maiwa Handprints only sends out e-mail notice of sales, promotions and events to individuals who have purchased from them or who have requested that they be added to their mailing list. Their [Privacy Policy](#) is available on-line.

Maiwa Handprints Ltd. 6-1666 Johnston Street,
 Granville Island, Vancouver, BC Canada V6H 3S2

Tel 604 669 3939 - Fax 604 669 0609
www.maiwa.com

OTHER EVENTS:

March 20 – July 18, 2010

Victoria and Albert Museum, London England, Textiles & Quilts – New and Old.

This show's main aim is to situate the quilts and other objects within their social and historical contexts. The show includes oral histories and personal narratives. Check the website at www.vam.ac.uk.

April 26—May

Quilt Canada 2010—Canadian Quilters' Association, Telus Convention Centre, Calgary

Stitch in the Ditch your Canadian Online Store

Hi,

Would like to introduce our company. www.stitchintheditch.com - we are a Canadian Online Quilt store. We are the appointed dealer for AccuQuilt GO! fabric cutter and dies. We do offer special prices to guild members and depending on the number of orders we attend guilds and demonstrate.

Let me know if there is any interest.

Thanks for your time,

Nulagh Devlin

Stitch in the Ditch your Canadian Online Store

EVEN MORE EVENTS... !

May

Canada's National Quilting Month

June 18—20

Material Magic, Nanaimo Quilters' Guild, Nanaimo
 For more information please go to their website at:
www.islandquilters.ca

July 16-18, 2010

Quilting In The Mountains

Sun Peaks Resort, British Columbia

VISIT OUR WEBSITE FOR MORE INFORMATION!

www.sunpeaksresort.com/quilting

August 12—15

APWG—Association of Pacific West Quilters—Symposium

Check out their website at www.apwg.org

October 1—2

Legacy of Quilts VII – Vernon Silver Star Quilters, Vernon

October 16-17, 2010

QUILTS GALORE - a quilt show

Saturday 10am-5 pm Sunday 10am - 4pm

Montgomery Middle School, 1900 Edgewood Avenue (just south of Austin Ave.), Coquitlam, B.C.

Tea Room, Vendors, Members' Boutique

Info: www.bluemountainquiltersguild.ca

Kirsten Chursinoff "Low Tide"



My embroidered art quilt exhibition "Low Tide" premieres at Craffhouse Gallery on Granville Island this summer, then travels to Knotty Threads Studio, Salt Spring Island.

The exhibit celebrates the details of tide pools and treasures of beach combing. Starfish, shorebirds, anemones, jellyfish, and octopus are depicted with the traditional and contemporary techniques of embroidery and quilting.

June 17 - July 21, 2010

Craffhouse Gallery
1386 Cartwright St.
Granville Island, Vancouver
604-687-7270
Opening reception: Thurs, June 17, 6-8pm

September 1-30, 2010

Knotty Threads Studio
111 Morningside Road
Fulford Harbour, Salt Spring Island
Call for hours: 250-653-4137

Visit the countdown-to-the-exhibition on my blog where I'm posting photos and process information about the pieces that will be presented in the exhibition:

<http://kirstensfabricart.blogspot.com>

And you can always find me at my website:

<http://www.chursinoff.com/kirsten>



Notice Board

If you have any concerns, comments or suggestions which you would like addressed at an executive meeting, please submit them to any one of the executive in writing or by email.

NOTE FROM YOUR ED!

I welcome contributions—anything of interest to quilters!—to the newsletter, especially members' accomplishments, photos welcome.

newsletter@lionsgatequiltersguild.com

Note that I will be on vacation until May 18—please no LATE submissions for next month*

MEMBERS AT LARGE

Do you know a member who is ill or otherwise needs cheering up? If so, please give the information to Members-at-Large, Suzan Gauthier-Kolker or Karen Munro (or any other executive member) to have a card sent from the Guild.

COMMUNITY QUILTS

Quilt Size Reminder (Measurements in inches)

Wee Baby: 16 x 20 OR 18 x 24
(Anne Pelton for BC Women's Hospital)
Baby: 36 x 40
Child / Lap: 42 x 54
Twin: 54 x 72
(Rosalind Knight for Community Quilts)

ADVERTISING RATES

Business Card Size:	Quarter Page:
\$8 per issue	\$16 per issue

DEADLINE: 1st of each month.

Call Helen at (604) 985-7971 to book an ad, discuss a layout or make an inquiry.

YOUR 2010 EXECUTIVE

President:..... Carol Piercy
e-mail: president@lionsgatequiltersguild.com
Vice President: Krista Hennebury
e-mail: vicepresident@lionsgatequiltersguild.com
Secretary: Anne Pelton
Treasurer: Bena Luxton
Program: Leslie Chatelain (Chair)
Newsletter Editor:..... Helen Jorgensen
e-mail: newsletter@lionsgatequiltersguild.com
Librarians: Cathy Jamieson and
Pamela Pellegrini
e-mail: librarian@lionsgatequiltersguild.com
Membership: Katie Schiebler
e-mail: membership@lionsgatequiltersguild.com
Members-at-Large: Susan Gauthier-Kolker
..... Karen Munro
Workshop Coordinator: Joan Herrin
e-mail: workshops@lionsgatequiltersguild.com

OTHER POSITIONS

Fall Seminar Coordinator:.....(Vacant)
Community Quilts Coordinator:..... Edna Simpson
..... Rosalind Knight
CQA Liaison:.....Dorothy Porter
email: COAContact@lionsgatequiltersguild.com
Spring Retreat Coordinator: Marg Marlow
Quilt Show Coordinator: Dianne Ritter
..... Rebecca Skiffington
Raffle Quilt Coordinator: Linda Heese
Quilt Show Tours: Anne Field
..... Brenda Sangster

GUILD MEETINGS

Are held on the 4th Tuesday of each month

At St Andrews and St Stephens
corner of 27th St and Chesterfield

Next Guild Meeting:

May 25th at 7:30pm

Drop-in:

From 10am to 4pm in the meeting hall

Next Executive meeting:

Monday, May 31st at 7:30pm

Lions Gate Quilters' Guild

PO Box 54194, Lonsdale West PO,
North Vancouver, BC V7M 3L5